



List of Conforming Golf Balls

Effective

February 4, 2026

The List of Conforming Golf Balls will be updated effective the first Wednesday of each month. The updates will be available for download the Monday prior to each effective date. Please visit www.usga.org or www.randa.org for the latest listing.

**Please note that the list is updated monthly (i.e., golf balls are added to and deleted from the list each month). The effective period of the List of Conforming Golf Balls is located on the top of each page. To ensure accurate rulings, access and print the List of Conforming Golf Balls by the first Wednesday of every month.*

HOW TO USE THIS LIST

To find a ball: The balls are listed alphabetically by **Pole 1** marking (brand name or Manufacturer name), then by **Seam 1** marking.

Each ball type is listed as a separate entry. For each ball type the following information is given to the extent that it appears on the ball.

*

1. Pole marking(s): For the purpose of identification, pole markings are defined as the **major** markings, regardless of the actual location with respect to any manufacturing seams.
2. Color of cover.
3. Seam marking(s): For the purpose of identification, seam markings, on the equator of the ball, are defined as the **minor** markings, regardless of the actual location with respect to any manufacturing seams.

*NOTE: Player numbers are not considered to be part of the markings. A single ball type may have player numbers of different colors and still be listed as a single ball type.

READING A LISTING

The format is the same on each page. Pole 1, Pole 2, Seam 1 and Seam 2.

In view of the complexity of the markings on some brands, players and officials should take great care, in events in which the List of Conforming Golf Balls has been adopted by local rule, to ensure that the ball corresponds **exactly** to the description of one of the listed brands. If there is any doubt, contact the appropriate governing body for assistance.

Additional information provided by the manufacturer describing the ball construction, spin rating and the number of dimples is included in the list.

COLOR

The color column lists the cover color of the ball for those ball types with cover colors other than white. If no color is listed the cover color is white.

CONSTRUCTION

The following abbreviations are used in various combinations to describe the construction of the ball.

Two-Piece	2P
Three-Piece	3P
Four-Piece	4P
Five-Piece	5P
Solid Center	SC
Single Cover	1c
Double Cover	2c
Other	O

Examples:

"2P-SC-1c" describes a two-piece, solid core ball with a single cover.

"4P-2c" describes four-piece and a double cover.

SPIN RATING

The spin rating describes the spin performance of the ball (H-high; M-medium; or L-low) when struck using a driver and a short iron.

Example:

"L-M" describes a ball with a low spin rate when hit with a driver and a medium spin when struck with a short iron

Effective - 2/4/2026 Thru 3/3/2026

<u>Pole /Seam Marking</u>	<u>Color</u>	<u>Construction</u>	<u>Spin Rating</u>	<u>Dimples</u>	<u>Country</u>	<u>Manufacturer</u>
Seam 1: — Seed with target symbol in black/white — — SEED SD ♦ 01 (player number) SYNCR — with > band above and < band below view image here	white	3P-1c	I-H	336	IRL	Seed Golf Ltd
Pole 1: (A logo)LPH(A logo) with (A logo) in red Seam 1: ∞ASCEND1∞ view image here	white	3P-2c	M-M	322	JPN	Kan Trading Company
Pole 1: (arrow) (Volvik (player number)) (arrow) Condor S3 DL 360 with S3 double underlined in white in band in various colours view image here	white	3P-2c	I-H	322	KOR	Volvik Inc.
Pole 1: (arrow) (Volvik (player number)) (arrow) Condor S4 DL 360 with S4 double underlined in white in band in various colours view image here	white	4P-2c	I-H	322	KOR	Volvik Inc.
Pole 1: (double ended arrow) Volvik (double ended arrow) (player number) (double ended arrow) AXIA in green band with star ribbon above and below view image here	white	3P-1c	I-M	322	KOR	Volvik Inc.
Pole 1: (double ended arrow) Volvik (double ended arrow) (player number) (double ended arrow) XT Soft in white in band with solid band and slashed ribbon above and below in various colours view image here	white	3P-2c	I-H	322	KOR	Volvik Inc.
Pole 1: (logo) Golf Resort Arboretum since 1996 in brown Seam 1: ◀▶ in brown view image here	white	3P-1c	M-M	332	SLO	Golf Resort Arboretum d.o.o.
Pole 1: (logo) Tobunda (alignnment line) (alignment line (player number) alignment line) (alignment line) with dotted pyramid and double line band above and below in black/grey view image here	white	2P-1c	I-M	322	JPN	Alpen Co. Ltd.
Pole 1: (logo) Tobunda (alignnment line) (alignment line (player number) alignment line) (alignment line) with dotted pyramid and double line band above and below in blue/grey view image here	blue	2P-1c	I-M	322	JPN	Alpen Co. Ltd.
Pole 1: (logo) Tobunda (alignnment line) (alignment line (player number) alignment line) (alignment line) with dotted pyramid and double line band above and below in blue/grey view image here	green	2P-1c	I-M	322	JPN	Alpen Co. Ltd.
Pole 1: (logo) Tobunda (alignnment line) (alignment line (player number) alignment line) (alignment line) with dotted pyramid and double line band above and below in green/grey view image here	orange	2P-1c	I-M	322	JPN	Alpen Co. Ltd.
Pole 1: (logo) Tobunda (alignnment line) (alignment line (player number) alignment line) (alignment line) with dotted pyramid and double line band above and below in green/grey view image here	yellow	2P-1c	I-M	322	JPN	Alpen Co. Ltd.
Pole 1: (logo) Tobunda (alignnment line) (alignment line (player number) alignment line) (alignment line) with dotted pyramid and double line band above and below in green/grey view image here	white	2P-1c	I-M	322	JPN	Alpen Co. Ltd.
Pole 1: (logo) Tobunda (alignnment line) (alignment line (player number) alignment line) (alignment line) with dotted pyramid and double line band above and below in orange/grey view image here	white	2P-1c	I-M	322	JPN	Alpen Co. Ltd.
Pole 1: (logo) Tobunda (alignnment line) (alignment line (player number) alignment line) (alignment line) with dotted pyramid and double line band above and below in pink/grey view image here	yellow	2P-1c	I-M	322	JPN	Alpen Co. Ltd.

Effective - 2/4/2026 Thru 3/3/2026

<u>Pole /Seam Marking</u>	<u>Color</u>	<u>Construction</u>	<u>Spin Rating</u>	<u>Dimples</u>	<u>Country</u>	<u>Manufacturer</u>
Pole 1: (logo) Tobunda (alignnment line) (alignment line (player number) alignment line) (alignment line) with dotted pyramid and double line band above and below in purple/grey <u>view image here</u>	blue	2P-1c	I-M	322	JPN	Alpen Co. Ltd.
Pole 1: (logo) Tobunda (alignnment line) (alignment line (player number) alignment line) (alignment line) with dotted pyramid and double line band above and below in red/grey <u>view image here</u>	white	2P-1c	I-M	322	JPN	Alpen Co. Ltd.
Pole 1: (logo) Tobunda (alignnment line) (alignment line (player number) alignment line) (alignment line) with dotted pyramid and double line band above and below in red/orange/grey <u>view image here</u>	orange	2P-1c	I-M	322	JPN	Alpen Co. Ltd.
Pole 1: (logo) Tobunda (alignnment line) (alignment line (player number) alignment line) (alignment line) with dotted pyramid and double line band above and below in white/pink/grey <u>view image here</u>	pink	2P-1c	I-M	322	JPN	Alpen Co. Ltd.
Pole 1: (logo) Tobunda (alignnment line) (alignment line (player number) alignment line) (alignment line) with floral pattern and double line band above and below in pink/white <u>view image here</u>	pink	2P-1c	I-M	322	JPN	Alpen Co. Ltd.
Pole 1: (logo) Tobunda (alignnment line) (alignment line (player number) alignment line) (alignment line) with floral pattern and double line band above and below in pink/white <u>view image here</u>	white	2P-1c	I-M	322	JPN	Alpen Co. Ltd.
Pole 1: (long arrow) Elite Pro (long arrow) Pole 2: Golfer logo <u>view image here</u>	white	3P-1c	M-H	332	USA	Zuccardi, LLC
Pole 1: (Volvik (player number)) VISTA3 DL360 ◀ (stars) ▶ with (stars) above and below in white in band in various colours <u>view image here</u>	white	3P-2c	I-H	322	KOR	Volvik Inc.
Pole 1: ▽ FOR UNDER Seam 1: (arrow) COR 3.0 (arrow) <u>view image here</u>	white	3P-2c	I-H	322	KOR	Golfzon Commerce
Pole 1: << Volvik >> << (player number) >> << VISTA3 PRISM360 >> in white in multi-coloured band with star ribbon above and below <u>view image here</u>	white	3P-2c	I-H	322	KOR	Volvik Inc.
Pole 1: 512 Style in white in navy block Pole 2: ■■■ in navy Seam 1: ◀ Japan Make ▶ in navy <u>view image here</u>	white	2P-1c	I-L	324	JPN	Victoria G&F, Ltd
Pole 1: Accufli with logo Seam 1: ◀ ● ● ● Max Soft ● ● ● ▶ with dotted line above and below <u>view image here</u>	white	2P-1c	I-M	332	USA	Accufli Inc.
Pole 1: Accufli with logo Seam 1: Max Soft with alignment line with 360 dotted lines above and below <u>view image here</u>	white	2P-1c	I-M	352	USA	Accufli Inc.
Pole 1: Accufli with logo Seam 1: Max Soft with alignment line with 360 dotted lines above and below <u>view image here</u>	green	2P-1c	I-M	352	USA	Accufli Inc.
Pole 1: ACE GOLF BALL Seam 1: TOUR DISTANCE in white in black double ended arrow <u>view image here</u>	white	2P-1c	I-M	332	POL	Ace Golf

Effective - 2/4/2026 Thru 3/3/2026

<u>Pole /Seam Marking</u>	<u>Color</u>	<u>Construction</u>	<u>Spin Rating</u>	<u>Dimples</u>	<u>Country</u>	<u>Manufacturer</u>
Pole 1: B logo Seam 1: (arrow) e12 HiLaunch (arrow) with arrows in white Seam 2: circles and arrows alignment marking in various colours <u>view image here</u>	white	2P-1c	L-L	330	USA	Bridgestone Golf, Inc.
Pole 1: B logo Seam 1: (arrow) e12 HiLaunch (arrow) with arrows in white <u>view image here</u>	white	2P-1c	L-L	330	USA	Bridgestone Golf, Inc.
Pole 1: B logo Seam 1: (arrow) e12 Speed (arrow) with arrows in white <u>view image here</u>	white	2P-1c	L-L	330	USA	Bridgestone Golf, Inc.
Pole 1: B logo Seam 1: (arrow) e12 Speed (arrow) with arrows in white Seam 2: circles and arrows alignment marking in various colours <u>view image here</u>	white	2P-1c	L-L	330	USA	Bridgestone Golf, Inc.
Pole 1: B logo Seam 1: (arrow) e12 Straight (arrow) with arrows in green Seam 2: circles and arrows alignment marking in various colours <u>view image here</u>	green	3P-2c	L-L	326	USA	Bridgestone Golf, Inc.
Pole 1: B logo Seam 1: (arrow) e12 Straight (arrow) with arrows in white Seam 2: circles and arrows alignment marking in various colours <u>view image here</u>	white	3P-2c	L-L	326	USA	Bridgestone Golf, Inc.
Pole 1: B logo Seam 1: (arrow) e12 Straight (arrow) with arrows in white <u>view image here</u>	white	3P-2c	L-L	326	USA	Bridgestone Golf, Inc.
Pole 1: B logo Seam 1: (arrow) e12 Straight (arrow) with arrows in yellow Seam 2: circles and arrows alignment marking in various colours <u>view image here</u>	yellow	3P-2c	L-L	326	USA	Bridgestone Golf, Inc.
Pole 1: B Logo Seam 1: (arrow) Extra Soft (arrow) in blue and white with vertical line above and below in Blue <u>view image here</u>	white	2P-1c	L-L	330	JPN	Bridgestone Sports Co. Ltd.
Pole 1: B Logo Seam 1: (arrow) Extra Soft (arrow) with (arrows) in black and orange with vertical line above and below <u>view image here</u>	orange	2P-1c	L-L	330	JPN	Bridgestone Sports Co. Ltd.
Pole 1: B Logo Seam 1: (arrow) Extra Soft (arrow) with (arrows) in black and yellow with vertical line above and below <u>view image here</u>	yellow	2P-1c	L-L	330	JPN	Bridgestone Sports Co. Ltd.
Pole 1: B logo Seam 1: (arrow) JGR (arrow) with (arrows) in black/red <u>view image here</u>	red	3P-2c	L-L	338	JPN	Bridgestone Sports Co. Ltd.
Pole 1: B logo Seam 1: (arrow) JGR (arrow) with (arrows) in black/yellow <u>view image here</u>	yellow	3P-2c	L-L	338	JPN	Bridgestone Sports Co. Ltd.
Pole 1: B logo Seam 1: (arrow) Straight (arrow) with (arrow) in black/white and vertical line above and below <u>view image here</u>	white	3P-2c	L-L	326	JPN	Bridgestone Sports Co. Ltd.

Effective - 2/4/2026 Thru 3/3/2026

<u>Pole /Seam Marking</u>	<u>Color</u>	<u>Construction</u>	<u>Spin Rating</u>	<u>Dimples</u>	<u>Country</u>	<u>Manufacturer</u>
Pole 1: B logo Seam 1: (arrow) Straight (arrow) with vertical line above and below and (arrow) in black/yellow <u>view image here</u>	yellow	3P-2c	L-L	326	JPN	Bridgestone Sports Co. Ltd.
Pole 1: B Logo Seam 1: (arrow) Tour B RX (arrow) <u>view image here</u>	white	3P-2c	L-M	320	JPN	Bridgestone Sports Co. Ltd.
Pole 1: B Logo Seam 1: (arrow) Tour B RX (arrow) Seam 2: circles and arrows alignment markings in various colours <u>view image here</u>	white	3P-2c	L-M	320	JPN	Bridgestone Sports Co. Ltd.
Pole 1: B logo Seam 1: (arrow) Tour B RX (arrow) with (arrows) in black/white <u>view image here</u>	white	3P-2c	L-M	330	JPN	Bridgestone Sports Co. Ltd.
Pole 1: B logo Seam 1: (arrow) Tour B RX (arrow) with (arrows) in black/yellow <u>view image here</u>	yellow	3P-2c	L-M	330	JPN	Bridgestone Sports Co. Ltd.
Pole 1: B Logo Seam 1: (arrow) Tour B RXS (arrow) Seam 2: circles and arrows alignment markings in various colours <u>view image here</u>	white	3P-2c	L-M	320	JPN	Bridgestone Sports Co. Ltd.
Pole 1: B Logo Seam 1: (arrow) Tour B RXS (arrow) <u>view image here</u>	white	3P-2c	L-M	320	JPN	Bridgestone Sports Co. Ltd.
Pole 1: B logo Seam 1: (arrow) Tour B RXS (arrow) with (arrows) in black/white <u>view image here</u>	white	3P-2c	L-M	330	JPN	Bridgestone Sports Co. Ltd.
Pole 1: B Logo Seam 1: (arrow) Tour B X (arrow) <u>view image here</u>	white	3P-2c	L-M	330	JPN	Bridgestone Sports Co. Ltd.
Pole 1: B Logo Seam 1: (arrow) Tour B X (arrow) <u>view image here</u>	yellow	3P-2c	L-M	330	JPN	Bridgestone Sports Co. Ltd.
Pole 1: B Logo Seam 1: (arrow) Tour B X (arrow) Seam 2: circles and arrows alignment markings in various colours <u>view image here</u>	white	3P-2c	L-M	330	JPN	Bridgestone Sports Co. Ltd.
Pole 1: B Logo Seam 1: (arrow) Tour B X (arrow) Seam 2: circles alignment markings in various colours <u>view image here</u>	white	3P-2c	L-M	330	JPN	Bridgestone Sports Co. Ltd.
Pole 1: B logo Seam 1: (arrow) Tour B X (arrow) with (arrows) in black/white <u>view image here</u>	white	3P-2c	L-M	330	JPN	Bridgestone Sports Co. Ltd.
Pole 1: B Logo Seam 1: (arrow) Tour B X (arrow) with (arrows) in black/white Seam 2: ● in white in horizontal wedge and vertical slashed ribbon with ●●●●●● above and below in various colour <u>view image here</u>	white	3P-2c	L-M	330	JPN	Bridgestone Sports Co. Ltd.
Pole 1: B logo Seam 1: (arrow) Tour B X (arrow) with (arrows) in black/white Seam 2: Circle alignment markings in various colours <u>view image here</u>	white	3P-2c	L-M	330	JPN	Bridgestone Sports Co. Ltd.

Effective - 2/4/2026 Thru 3/3/2026

<u>Pole /Seam Marking</u>	<u>Color</u>	<u>Construction</u>	<u>Spin Rating</u>	<u>Dimples</u>	<u>Country</u>	<u>Manufacturer</u>
Pole 1: B logo Pole 2: golfer logo Seam 1: (arrow) Tour B X (arrow) with (arrows) in black/white <u>view image here</u>	white	3P-2c	L-M	330	JPN	Bridgestone Sports Co. Ltd.
Pole 1: B logo Pole 2: Reebok logo Seam 1: (arrow) Tour B X (arrow) with (arrows) in black/white <u>view image here</u>	white	3P-2c	L-M	330	JPN	Bridgestone Sports Co. Ltd.
Pole 1: B Logo Seam 1: (arrow) Tour B X (arrow) with (arrows) in black/yellow Seam 2: ● in yellow in horizontal wedge and vertical slashed ribbon with ●●●●●● above and below in various colour <u>view image here</u>	yellow	3P-2c	L-M	330	JPN	Bridgestone Sports Co. Ltd.
Pole 1: B logo Seam 1: (arrow) Tour B X (arrow) with (arrows) in black/yellow <u>view image here</u>	yellow	3P-2c	L-M	330	JPN	Bridgestone Sports Co. Ltd.
Pole 1: B Logo Seam 1: (arrow) Tour B XS (arrow) Seam 2: circles and arrows alignment markings in various colours <u>view image here</u>	white	3P-2c	L-M	330	JPN	Bridgestone Sports Co. Ltd.
Pole 1: B Logo Seam 1: (arrow) Tour B XS (arrow) <u>view image here</u>	white	3P-2c	L-M	330	JPN	Bridgestone Sports Co. Ltd.
Pole 1: B Logo Seam 1: (arrow) Tour B XS (arrow) <u>view image here</u>	yellow	3P-2c	L-M	330	JPN	Bridgestone Sports Co. Ltd.
Pole 1: B logo Seam 1: (arrow) Tour B XS (arrow) with (arrows) in black/white <u>view image here</u>	white	3P-2c	L-M	330	JPN	Bridgestone Sports Co. Ltd.
Pole 1: B Logo Seam 1: (arrow) Tour B XS (arrow) with (arrows) in black/white Seam 2: ● in white in horizontal wedge and vertical slashed ribbon with ●●●●●● above and below in various colour <u>view image here</u>	white	3P-2c	L-M	330	JPN	Bridgestone Sports Co. Ltd.
Pole 1: B Logo Seam 1: (arrow) Tour B XS (arrow) with (arrows) in black/yellow Seam 2: ● in yellow in horizontal wedge and vertical slashed ribbon with ●●●●●● above and below in various colour <u>view image here</u>	yellow	3P-2c	L-M	330	JPN	Bridgestone Sports Co. Ltd.
Pole 1: B logo Seam 1: (arrow) Tour B XS (arrow) with (arrows) in black/yellow <u>view image here</u>	yellow	3P-2c	L-M	330	JPN	Bridgestone Sports Co. Ltd.
Pole 1: B Logo Seam 1: (arrow) Tour B●RX (arrow) <u>view image here</u>	white	3P-2c	L-M	320	JPN	Bridgestone Sports Co. Ltd.
Pole 1: B logo Seam 1: (arrow) Tour B●RX (arrow) with (arrows) in black/white <u>view image here</u>	white	3P-2c	L-M	330	JPN	Bridgestone Sports Co. Ltd.
Pole 1: B Logo Seam 1: (arrow) Tour B●RXS (arrow) <u>view image here</u>	white	3P-2c	L-M	320	JPN	Bridgestone Sports Co. Ltd.

Effective - 2/4/2026 Thru 3/3/2026

<u>Pole /Seam Marking</u>	<u>Color</u>	<u>Construction</u>	<u>Spin Rating</u>	<u>Dimples</u>	<u>Country</u>	<u>Manufacturer</u>
Pole 1: B logo Seam 1: (arrow) Tour B●RXS (arrow) with (arrows) in black/white <u>view image here</u>	white	3P-2c	L-M	330	JPN	Bridgestone Sports Co. Ltd.
Pole 1: B Logo Seam 1: (arrow) Tour B●X (arrow) <u>view image here</u>	white	3P-2c	L-M	330	JPN	Bridgestone Sports Co. Ltd.
Pole 1: B logo Seam 1: (arrow) Tour B●X (arrow) with (arrows) in black/white <u>view image here</u>	white	3P-2c	L-M	330	JPN	Bridgestone Sports Co. Ltd.
Pole 1: B Logo Seam 1: (arrow) Tour B●XS (arrow) <u>view image here</u>	white	3P-2c	L-M	330	JPN	Bridgestone Sports Co. Ltd.
Pole 1: B logo Seam 1: (arrow) Tour B●XS (arrow) with (arrows) in black/white <u>view image here</u>	white	3P-2c	L-M	330	JPN	Bridgestone Sports Co. Ltd.
Pole 1: B Logo Seam 1: (arrow) Tour B◆RX (arrow) with (arrows) in black/yellow <u>view image here</u>	yellow	3P-2c	L-M	330	JPN	Bridgestone Sports Co. Ltd.
Pole 1: B Logo Seam 1: (arrow) VS Black (arrow) <u>view image here</u>	white	3P-2c	L-M	330	JPN	Bridgestone Sports Co. Ltd.
Pole 1: B Logo Seam 1: (arrow) VS Black (arrow) Seam 2: Circles alignment markings in various colours <u>view image here</u>	white	3P-2c	L-M	330	JPN	Bridgestone Sports Co. Ltd.
Pole 1: B Logo Seam 1: (arrow) VS Black (arrow) Seam 2: circles and arrows alignment markings in various colours <u>view image here</u>	white	3P-2c	L-M	330	JPN	Bridgestone Sports Co. Ltd.
Pole 1: B Logo Seam 1: (arrow) VS Blue (arrow) in blue <u>view image here</u>	white	3P-2c	L-M	330	JPN	Bridgestone Sports Co. Ltd.
Pole 1: B Logo Seam 1: (arrow) VS Green (arrow) in green <u>view image here</u>	white	3P-2c	L-M	320	JPN	Bridgestone Sports Co. Ltd.
Pole 1: B Logo Seam 1: (arrow) VS Red (arrow) in red <u>view image here</u>	white	3P-2c	L-M	320	JPN	Bridgestone Sports Co. Ltd.
Pole 1: B logo Seam 1: (arrows) Tour B RX (arrows) with (arrows) in black/white Seam 2: Circles and arrows alignment markings in various colours <u>view image here</u>	white	3P-2c	L-M	330	JPN	Bridgestone Sports Co. Ltd.
Pole 1: B logo Seam 1: (arrows) Tour B RX (arrows) with (arrows) in black/yellow Seam 2: circles and arrows alignment markings in various colours <u>view image here</u>	yellow	3P-2c	L-M	330	JPN	Bridgestone Sports Co. Ltd.
Pole 1: B logo Seam 1: (arrows) Tour B RXS (arrows) with (arrows) in black/white Seam 2: Circles and arrows alignment markings in various colours <u>view image here</u>	white	3P-2c	L-M	330	JPN	Bridgestone Sports Co. Ltd.

Effective - 2/4/2026 Thru 3/3/2026

<u>Pole /Seam Marking</u>	<u>Color</u>	<u>Construction</u>	<u>Spin Rating</u>	<u>Dimples</u>	<u>Country</u>	<u>Manufacturer</u>
Pole 1: B logo Seam 1: (arrows) Tour B X (arrows) with (arrows) in black/white Seam 2: Circles and arrows alignment markings in various colours view image here	white	3P-2c	L-M	330	JPN	Bridgestone Sports Co. Ltd.
Pole 1: B logo Seam 1: (arrows) Tour B XS (arrows) with (arrows) in black/white Seam 2: Circles and arrows alignment markings in various colours view image here	white	3P-2c	L-M	330	JPN	Bridgestone Sports Co. Ltd.
Pole 1: B logo Seam 1: (long arrow) e12 — view image here	white	3P-2c	L-L	326	USA	Bridgestone Golf, Inc.
Pole 1: B logo Seam 1: (long arrow) Tour B RX (long arrow) view image here	yellow	3P-2c	L-M	330	JPN	Bridgestone Sports Co. Ltd.
Pole 1: B Logo Seam 1: (long arrow) Tour B X (long arrow) Seam 2: ● in white in horizontal wedge and vertical slashed ribbon with ●●●●●● above and below in various colour view image here	white	3P-2c	L-M	330	JPN	Bridgestone Sports Co. Ltd.
Pole 1: B Logo Seam 1: (long arrow) Tour B X (long arrow) Seam 2: ● in yellow in horizontal wedge and vertical slashed ribbon with ●●●●●● above and below in various colour view image here	yellow	3P-2c	L-M	330	JPN	Bridgestone Sports Co. Ltd.
Pole 1: B Logo Seam 1: (long arrow) Tour B XS (long arrow) Seam 2: ● in white in horizontal wedge and vertical slashed ribbon with ●●●●●● above and below in various colour view image here	white	3P-2c	L-M	330	JPN	Bridgestone Sports Co. Ltd.
Pole 1: B Logo Seam 1: (long arrow) Tour B XS (long arrow) Seam 2: ● in yellow in horizontal wedge and vertical slashed ribbon with ●●●●●● above and below in various colour view image here	yellow	3P-2c	L-M	330	JPN	Bridgestone Sports Co. Ltd.
Pole 1: B Logo Seam 1: (long arrow) Tour B●RX (long arrow) view image here	yellow	3P-2c	L-M	330	JPN	Bridgestone Sports Co. Ltd.
Pole 1: B logo Seam 1: ◀ —————e12 view image here	white	3P-2c	L-L	326	USA	Bridgestone Golf, Inc.
Pole 1: B logo Seam 1: ◀ —————e12 view image here	red	3P-2c	L-L	326	USA	Bridgestone Golf, Inc.
Pole 1: B logo Seam 1: ◀ —————e12 view image here	yellow	3P-2c	L-L	326	USA	Bridgestone Golf, Inc.
Pole 1: B logo Seam 1: ◀ —————e12 view image here	green	3P-2c	L-L	326	USA	Bridgestone Golf, Inc.
Pole 1: B logo Seam 1: ◀◀ —————e6 view image here	yellow	2P-1c	L-L	330	USA	Bridgestone Golf, Inc.

Pole /Seam Marking

Pole 1: B logo
Seam 1: << —————e6
[view image here](#)

Pole 1: B logo
Seam 1: << —————e9
[view image here](#)

Pole 1: B logo
Seam 1: << —————e9
[view image here](#)

Pole 1: B logo
Seam 1: << —————e9
[view image here](#)

Pole 1: B logo
Seam 1: << —————e9
[view image here](#)

Pole 1: B Logo
Seam 1: << Extra Soft >> with vertical line above and below
[view image here](#)

Pole 1: B Logo
Seam 1: << Extra Soft >> with vertical line above and below
[view image here](#)

Pole 1: B Logo
Seam 1: << Extra Soft >> with vertical line above and below in Blue
[view image here](#)

Pole 1: B logo
Seam 1: << JGR >>
[view image here](#)

Pole 1: B logo
Seam 1: << JGR >>
[view image here](#)

Pole 1: B logo
Seam 1: << Straight >> with vertical line above and below
[view image here](#)

Pole 1: B logo
Seam 1: << Straight >> with vertical line above and below
[view image here](#)

Pole 1: B logo
Seam 1: << Tour B RX >>
[view image here](#)

Pole 1: B logo
Seam 1: << Tour B RX >>
[view image here](#)

Pole 1: B logo
Seam 1: << Tour B RXS >>
[view image here](#)

Pole 1: B logo
Seam 1: << Tour B RXS >>
[view image here](#)

<u>Color</u>	<u>Construction</u>	<u>Spin Rating</u>	<u>Dimples</u>	<u>Country</u>	<u>Manufacturer</u>
white	2P-1c	L-L	330	USA	Bridgestone Golf, Inc.
white	2P-1c	L-L	330	USA	Bridgestone Golf, Inc.
pink	2P-1c	L-L	330	USA	Bridgestone Golf, Inc.
orange	2P-1c	L-L	330	USA	Bridgestone Golf, Inc.
yellow	2P-1c	L-L	330	USA	Bridgestone Golf, Inc.
yellow	2P-1c	L-L	330	JPN	Bridgestone Sports Co. Ltd.
orange	2P-1c	L-L	330	JPN	Bridgestone Sports Co. Ltd.
white	2P-1c	L-L	330	JPN	Bridgestone Sports Co. Ltd.
yellow	3P-2c	L-L	338	JPN	Bridgestone Sports Co. Ltd.
red	3P-2c	L-L	338	JPN	Bridgestone Sports Co. Ltd.
white	3P-2c	L-L	326	JPN	Bridgestone Sports Co. Ltd.
yellow	3P-2c	L-L	326	JPN	Bridgestone Sports Co. Ltd.
yellow	3P-2c	L-M	338	JPN	Bridgestone Sports Co. Ltd.
white	3P-2c	L-M	338	JPN	Bridgestone Sports Co. Ltd.
white	3P-2c	L-M	338	JPN	Bridgestone Sports Co. Ltd.
yellow	3P-2c	L-M	338	JPN	Bridgestone Sports Co. Ltd.

Effective - 2/4/2026 Thru 3/3/2026

<u>Pole /Seam Marking</u>	<u>Color</u>	<u>Construction</u>	<u>Spin Rating</u>	<u>Dimples</u>	<u>Country</u>	<u>Manufacturer</u>
Pole 1: B logo Seam 1: ◀ Tour B X ▶▶ <u>view image here</u>	yellow	3P-2c	L-M	330	JPN	Bridgestone Sports Co. Ltd.
Pole 1: B logo Seam 1: ◀ Tour B X ▶▶ <u>view image here</u>	white	3P-2c	L-M	330	JPN	Bridgestone Sports Co. Ltd.
Pole 1: B logo Seam 1: ◀ Tour B XS ▶▶ <u>view image here</u>	white	3P-2c	L-M	330	JPN	Bridgestone Sports Co. Ltd.
Pole 1: B logo Seam 1: ◀ Tour B XS ▶▶ <u>view image here</u>	yellow	3P-2c	L-M	330	JPN	Bridgestone Sports Co. Ltd.
Pole 1: B logo Seam 1: ◀ Tour B●RXS ▶▶ <u>view image here</u>	yellow	3P-2c	L-M	330	JPN	Bridgestone Sports Co. Ltd.
Pole 1: B logo Seam 1: ◀ Tour B●RXS ▶▶ Seam 2: Circles alignment markings in various colours <u>view image here</u>	yellow	3P-2c	L-M	330	JPN	Bridgestone Sports Co. Ltd.
Pole 1: B logo Seam 1: ◀ Tour B●X ▶▶ <u>view image here</u>	white	3P-2c	L-M	330	JPN	Bridgestone Sports Co. Ltd.
Pole 1: B logo Seam 1: ◀ Tour B●XS ▶▶ <u>view image here</u>	white	3P-2c	L-M	330	JPN	Bridgestone Sports Co. Ltd.
Pole 1: B logo Seam 1: < Distance Force in white in black arrow <u>view image here</u>	white	2P-1c	L-L	330	USA	Bridgestone Golf, Inc.
Pole 1: B logo Seam 1: ◁ Extra Soft ▷ with ◁ ▷ in white <u>view image here</u>	white	2P-1c	L-L	330	USA	Bridgestone Golf, Inc.
Pole 1: B logo Seam 1: ◁ Extra Soft ▷ with ◁ ▷ in yellow <u>view image here</u>	yellow	2P-1c	L-L	330	USA	Bridgestone Golf, Inc.
Pole 1: B logo Seam 1: e6 Soft in white in black arrow <u>view image here</u>	white	2P-1c	L-L	330	USA	Bridgestone Golf, Inc.
Pole 1: B logo Seam 1: e6 Soft in yellow in black arrow <u>view image here</u>	yellow	2P-1c	L-L	330	USA	Bridgestone Golf, Inc.
Pole 1: B logo Seam 1: ◀ MC Distance ▶ <u>view image here</u>	white	2P-1c	L-L	330	USA	Bridgestone Golf, Inc.
Pole 1: B logo Seam 1: ◀ Tour B ★ X ▶ <u>view image here</u>	white	3P-2c	L-M	326	JPN	Bridgestone Sports Co. Ltd.
Pole 1: B logo Seam 1: ◀ Tour B RX ▶ <u>view image here</u>	white	3P-2c	L-M	338	JPN	Bridgestone Sports Co. Ltd.

Effective - 2/4/2026 Thru 3/3/2026

<u>Pole /Seam Marking</u>	<u>Color</u>	<u>Construction</u>	<u>Spin Rating</u>	<u>Dimples</u>	<u>Country</u>	<u>Manufacturer</u>
Pole 1: B logo Seam 1: ◀ Tour B XS ▶ view image here	white	3P-2c	L-M	330	JPN	Bridgestone Sports Co. Ltd.
Pole 1: B logo Seam 1: ←—————e6 view image here	white	2P-1c	L-L	330	USA	Bridgestone Golf, Inc.
Pole 1: B logo Seam 1: ←—————e6 view image here	yellow	2P-1c	L-L	330	USA	Bridgestone Golf, Inc.
Pole 1: B logo in black/red Seam 1: (arrow) JGR (arrow) with (arrows) in black/white view image here	white	3P-2c	L-L	338	JPN	Bridgestone Sports Co. Ltd.
Pole 1: B Logo in black/red Seam 1: (arrow) Tour B X (arrow) view image here	white	3P-2c	L-M	330	JPN	Bridgestone Sports Co. Ltd.
Pole 1: B logo in Black/Red Seam 1: (arrow) Tour B X (arrow) with (arrows) in black/white view image here	white	3P-2c	L-M	330	JPN	Bridgestone Sports Co. Ltd.
Pole 1: B Logo in black/red Seam 1: (arrow) Tour B XS (arrow) view image here	white	3P-2c	L-M	330	JPN	Bridgestone Sports Co. Ltd.
Pole 1: B logo in black/red Seam 1: (arrow) Tour B XS (arrow) with (arrows) in black/white view image here	white	3P-2c	L-M	330	JPN	Bridgestone Sports Co. Ltd.
Pole 1: B logo in black/red Seam 1: ◀◀ Tour B X ▶▶ view image here	white	3P-2c	L-M	330	JPN	Bridgestone Sports Co. Ltd.
Pole 1: B logo in black/red Seam 1: ◀◀ Tour B XS ▶▶ view image here	white	3P-2c	L-M	330	JPN	Bridgestone Sports Co. Ltd.
Pole 1: B logo in blue Seam 1: (arrow) e12 Splash (arrow) in blue with arrows in white Seam 2: circles and arrows alignment marking in various colours view image here	white	3P-2c	L-L	326	USA	Bridgestone Golf, Inc.
Pole 1: B Logo in blue Seam 1: (arrow) Extra Soft (arrow) in blue and pink with vertical line above and below in Blue view image here	pink	2P-1c	L-L	330	JPN	Bridgestone Sports Co. Ltd.
Pole 1: B Logo in blue Seam 1: (arrow) JGR (arrow) with arrows in blue/white Seam 2: SPLASH Logo in blue view image here	white	3P-2c	L-L	338	JPN	Bridgestone Sports Co. Ltd.
Pole 1: B logo in blue Seam 1: (wedge) Lady (wedge) with vertical cross section line in blue view image here	white	2P-1c	L-L	330	USA	Bridgestone Golf, Inc.
Pole 1: B logo in blue Seam 1: (wedge) Lady (wedge) with vertical cross section line in blue view image here	pink	2P-1c	L-L	330	USA	Bridgestone Golf, Inc.
Pole 1: B logo in blue Seam 1: (wedge) Lady in blue view image here	white	2P-1c	L-L	330	USA	Bridgestone Golf, Inc.

Effective - 2/4/2026 Thru 3/3/2026

<u>Pole /Seam Marking</u>	<u>Color</u>	<u>Construction</u>	<u>Spin Rating</u>	<u>Dimples</u>	<u>Country</u>	<u>Manufacturer</u>
Pole 1: B logo in blue Seam 1: (wedge) Lady in blue <u>view image here</u>	pink	2P-1c	L-L	330	USA	Bridgestone Golf, Inc.
Pole 1: B Logo in blue Seam 1: << Extra Soft >> with vertical line above and below in blue <u>view image here</u>	pink	2P-1c	L-L	330	JPN	Bridgestone Sports Co. Ltd.
Pole 1: B logo in blue Seam 1: <<< electron● in blue <u>view image here</u>	white	2P-1c	L-L	330	USA	Bridgestone Golf, Inc.
Pole 1: B logo in gold Seam 1: (arrow) JGR (arrow) in gold with (arrows) in gold/white <u>view image here</u>	white	3P-2c	L-L	338	JPN	Bridgestone Sports Co. Ltd.
Pole 1: B logo in gold Seam 1: (arrow) Straight (arrow) with vertical line above and below in gold and (arrow) in white/gold <u>view image here</u>	white	3P-2c	L-L	326	JPN	Bridgestone Sports Co. Ltd.
Pole 1: B Logo in gold Seam 1: (arrow) Tour B X (arrow) in gold <u>view image here</u>	white	3P-2c	L-M	330	JPN	Bridgestone Sports Co. Ltd.
Pole 1: B logo in gold Seam 1: (arrow) Tour B X (arrow) in gold with (arrows) in gold/white <u>view image here</u>	white	3P-2c	L-M	330	JPN	Bridgestone Sports Co. Ltd.
Pole 1: B Logo in gold Seam 1: (arrow) Tour B XS (arrow) in gold <u>view image here</u>	white	3P-2c	L-M	330	JPN	Bridgestone Sports Co. Ltd.
Pole 1: B logo in gold Seam 1: (arrow) Tour B XS (arrow) in gold with (arrows) in gold/white <u>view image here</u>	white	3P-2c	L-M	330	JPN	Bridgestone Sports Co. Ltd.
Pole 1: B logo in gold Seam 1: << JGR >> in gold <u>view image here</u>	white	3P-2c	L-L	338	JPN	Bridgestone Sports Co. Ltd.
Pole 1: B logo in gold Seam 1: << Straight >> with vertical line above and below in gold <u>view image here</u>	white	3P-2c	L-L	326	JPN	Bridgestone Sports Co. Ltd.
Pole 1: B logo in gold Seam 1: << Tour B X >> in gold <u>view image here</u>	white	3P-2c	L-M	330	JPN	Bridgestone Sports Co. Ltd.
Pole 1: B logo in gold Seam 1: << Tour B XS >> in gold <u>view image here</u>	white	3P-2c	L-M	330	JPN	Bridgestone Sports Co. Ltd.
Pole 1: B logo in green Seam 1: (arrow) Tour B XS (arrow) with (arrows) in green/white <u>view image here</u>	white	3P-2c	L-M	330	JPN	Bridgestone Sports Co. Ltd.
Pole 1: B logo in green Seam 1: (split arrow) Phyz 5 (split arrow) in green <u>view image here</u>	white	4P-3c	L-L	338	JPN	Bridgestone Sports Co. Ltd.
Pole 1: B logo in green Seam 1: <<< electron● in green <u>view image here</u>	white	2P-1c	L-L	330	USA	Bridgestone Golf, Inc.

Effective - 2/4/2026 Thru 3/3/2026

<u>Pole /Seam Marking</u>	<u>Color</u>	<u>Construction</u>	<u>Spin Rating</u>	<u>Dimples</u>	<u>Country</u>	<u>Manufacturer</u>
Pole 1: B logo in metallic blue Seam 1: (arrow) Tour B XS (arrow) in metallic blue with (arrows) in metallic blue and white <u>view image here</u>	white	3P-2c	L-M	330	JPN	Bridgestone Sports Co. Ltd.
Pole 1: B logo in metallic green Seam 1: (arrow) JGR (arrow) in metallic green with (arrows) in metallic green/white <u>view image here</u>	white	3P-2c	L-L	338	JPN	Bridgestone Sports Co. Ltd.
Pole 1: B logo in metallic red Seam 1: (arrow) Tour B X (arrow) in metallic red with (arrows) in metallic red and white <u>view image here</u>	white	3P-2c	L-M	330	JPN	Bridgestone Sports Co. Ltd.
Pole 1: B logo in navy Seam 1: (arrow) JGR in navy (arrow) with (arrows) in navy/white Seam 2: ● in white in horizontal wedge and vertical slashed ribbon with ●●●●● above and below in various colour <u>view image here</u>	white	3P-2c	L-L	338	JPN	Bridgestone Sports Co. Ltd.
Pole 1: B logo in navy Seam 1: (arrow) JGR (arrow) in navy with (arrows) in navy/white Seam 2: circles and arrows alignment markings in various colours <u>view image here</u>	white	3P-2c	L-L	338	JPN	Bridgestone Sports Co. Ltd.
Pole 1: B logo in navy Seam 1: (arrow) JGR (arrow) in navy with (arrows) in navy/white <u>view image here</u>	white	3P-2c	L-L	338	JPN	Bridgestone Sports Co. Ltd.
Pole 1: B logo in navy Seam 1: ◀◀ JGR >> in navy Seam 2: ● in white in horizontal wedge and vertical slashed ribbon with ●●●●● above and below in various colour <u>view image here</u>	white	3P-2c	L-L	338	JPN	Bridgestone Sports Co. Ltd.
Pole 1: B logo in navy Seam 1: ◀◀ JGR >> in navy <u>view image here</u>	white	3P-2c	L-L	338	JPN	Bridgestone Sports Co. Ltd.
Pole 1: B logo in orange Seam 1: <<< electron● in orange <u>view image here</u>	white	2P-1c	L-L	330	USA	Bridgestone Golf, Inc.
Pole 1: B logo in pink Seam 1: (arrow) JGR (arrow) in pink with (arrows) in pink/white <u>view image here</u>	white	3P-2c	L-L	338	JPN	Bridgestone Sports Co. Ltd.
Pole 1: B logo in pink Seam 1: ◀◀ JGR >> in pink <u>view image here</u>	white	3P-2c	L-L	338	JPN	Bridgestone Sports Co. Ltd.
Pole 1: B logo in purple Seam 1: <<< electron● in purple <u>view image here</u>	white	2P-1c	L-L	330	USA	Bridgestone Golf, Inc.
Pole 1: B logo in red Pole 2: logo in red Seam 1: ◀ BOOM IT ▶ in red Seam 2: Circles and arrows alignment markings in various colours <u>view image here</u>	white	2P-1c	L-L	330	JPN	Bridgestone Sports Co. Ltd.
Pole 1: B logo in red/black Seam 1: ◀◀ JGR >> <u>view image here</u>	white	3P-2c	L-L	338	JPN	Bridgestone Sports Co. Ltd.

Effective - 2/4/2026 Thru 3/3/2026

<u>Pole /Seam Marking</u>	<u>Color</u>	<u>Construction</u>	<u>Spin Rating</u>	<u>Dimples</u>	<u>Country</u>	<u>Manufacturer</u>
Pole 1: B Logo in white Seam 1: (arrow) Tour B RX (arrow) in white <u>view image here</u>	black	3P-2c	L-M	320	JPN	Bridgestone Sports Co. Ltd.
Pole 1: B Logo in white Seam 1: (arrow) Tour B X (arrow) in white <u>view image here</u>	black	3P-2c	L-M	330	JPN	Bridgestone Sports Co. Ltd.
Pole 1: Bridgestone Golf Seam 1: TreoSoft in white arrow <u>view image here</u>	white	2P-1c	L-L	330	JPN	Bridgestone Sports Co. Ltd.
Pole 1: Bridgestone Golf Seam 1: TreoSoft in yellow arrow <u>view image here</u>	yellow	2P-1c	L-L	330	JPN	Bridgestone Sports Co. Ltd.
Pole 1: Callaway (tapered line) Chrome Soft (tapered line) <u>view image here</u>	white	3P-1c	L-M	332	USA	Callaway Golf Company
Pole 1: Callaway (tapered line) Chrome Soft (tapered line) Seam 1: alignment lines in various colors <u>view image here</u>	yellow	3P-1c	L-M	332	USA	Callaway Golf Company
Pole 1: Callaway (tapered line) Chrome Soft (tapered line) Seam 1: alignment lines in various colors <u>view image here</u>	white	3P-1c	L-M	332	USA	Callaway Golf Company
Pole 1: Callaway (tapered line) Chrome Tour (tapered line) <u>view image here</u>	white	4P-1c	L-L	332	USA	Callaway Golf Company
Pole 1: Callaway (tapered line) Chrome Tour (tapered line) Seam 1: alignment lines in various colors <u>view image here</u>	white	4P-1c	L-L	332	USA	Callaway Golf Company
Pole 1: Callaway (tapered line) Chrome Tour (tapered line) Seam 1: alignment lines in various colors <u>view image here</u>	yellow	4P-1c	L-L	332	USA	Callaway Golf Company
Pole 1: Callaway (tapered line) Chrome Tour X (tapered line) <u>view image here</u>	white	4P-1c	M-M	332	USA	Callaway Golf Company
Pole 1: Callaway (tapered line) Chrome Tour X (tapered line) Seam 1: alignment line in various colors <u>view image here</u>	white	4P-1c	M-M	332	USA	Callaway Golf Company
Pole 1: Callaway (tapered line) Chrome Tour X (tapered line) Seam 1: alignment lines in various colors <u>view image here</u>	white	4P-1c	M-M	332	USA	Callaway Golf Company
Pole 1: Callaway (tapered line) Chrome Tour X (tapered line) Seam 1: alignment lines in various colors <u>view image here</u>	yellow	4P-1c	M-M	332	USA	Callaway Golf Company
Pole 1: Callaway (tapered line) Chrome Tour X + (tapered line) Seam 1: alignment lines in various colors <u>view image here</u>	white	4P-1c	M-H	332	USA	Callaway Golf Company
Pole 1: Callaway (three lines) E●R●C Soft (three lines) Seam 1: alignment lines in various colors <u>view image here</u>	yellow	3P-1c	L-L	332	USA	Callaway Golf Company
Pole 1: Callaway ◀◀ Chrome Tour X ▶▶ Seam 1: alignment line in various colors <u>view image here</u>	white	4P-1c	M-M	332	USA	Callaway Golf Company

Effective - 2/4/2026 Thru 3/3/2026

<u>Pole /Seam Marking</u>	<u>Color</u>	<u>Construction</u>	<u>Spin Rating</u>	<u>Dimples</u>	<u>Country</u>	<u>Manufacturer</u>
Pole 1: Callaway << Chrome Soft >> Seam 1: alignment lines in various colors <u>view image here</u>	yellow	3P-1c	L-M	332	USA	Callaway Golf Company
Pole 1: Callaway << Chrome Soft >> Seam 1: alignment lines in various colors <u>view image here</u>	white	3P-1c	L-M	332	USA	Callaway Golf Company
Pole 1: Callaway << Chrome Soft X >> Seam 1: alignment lines in various colors <u>view image here</u>	yellow	4P-1c	M-M	332	USA	Callaway Golf Company
Pole 1: Callaway << Chrome Soft X >> Seam 1: alignment lines in various colors <u>view image here</u>	white	4P-1c	M-M	332	USA	Callaway Golf Company
Pole 1: Callaway << Chrome Soft X >> LS Seam 1: alignment lines in various colors <u>view image here</u>	white	4P-1c	L-L	332	USA	Callaway Golf Company
Pole 1: Callaway ■■■ E●R●C Soft ■■■ Seam 1: alignment lines in various colors <u>view image here</u>	white	3P-1c	L-L	332	USA	Callaway Golf Company
Pole 1: Callaway ■■■ E●R●C Soft ■■■ Seam 1: alignment lines in various colors <u>view image here</u>	yellow	3P-1c	L-L	332	USA	Callaway Golf Company
Pole 1: Callaway ◁ Chrome Soft ▷ with ◁ ▷ in white <u>view image here</u>	white	3P-1c	L-M	332	USA	Callaway Golf Company
Pole 1: Callaway ◁ Chrome Soft ▷ with ◁ ▷ in white Seam 1: alignment lines in various colors <u>view image here</u>	white	3P-1c	L-M	332	USA	Callaway Golf Company
Pole 1: Callaway ◁ Chrome Soft ▷ with ◁ ▷ in yellow Seam 1: alignment lines in various colors <u>view image here</u>	yellow	3P-1c	L-L	332	USA	Callaway Golf Company
Pole 1: Callaway ◁ Chrome Tour ▷ with ◁ ▷ in white <u>view image here</u>	white	4P-1c	L-L	332	USA	Callaway Golf Company
Pole 1: Callaway ◁ Chrome Tour ▷ with ◁ ▷ in white Seam 1: alignment lines in various colors <u>view image here</u>	white	4P-1c	L-L	332	USA	Callaway Golf Company
Pole 1: Callaway ◁ Chrome Tour ▷ with ◁ ▷ in yellow Seam 1: alignment lines in various colors <u>view image here</u>	yellow	4P-1c	L-L	332	USA	Callaway Golf Company
Pole 1: Callaway ◁ Chrome Tour ● ▷ with ◁ ▷ in white Seam 1: alignment lines in various colors <u>view image here</u>	white	4P-1c	L-L	332	USA	Callaway Golf Company
Pole 1: Callaway ◁ Chrome Tour X + ▷ with ◁ ▷ in white Seam 1: alignment lines in various colors <u>view image here</u>	white	4P-1c	M-H	332	USA	Callaway Golf Company
Pole 1: Callaway ◁ Chrome Tour X ▷ with ◁ ▷ in white <u>view image here</u>	white	4P-1c	M-M	332	USA	Callaway Golf Company
Pole 1: Callaway ◁ Chrome Tour X ▷ with ◁ ▷ in white Seam 1: alignment line in various colors <u>view image here</u>	white	4P-1c	M-M	332	USA	Callaway Golf Company

Effective - 2/4/2026 Thru 3/3/2026

<u>Pole /Seam Marking</u>	<u>Color</u>	<u>Construction</u>	<u>Spin Rating</u>	<u>Dimples</u>	<u>Country</u>	<u>Manufacturer</u>
Pole 1: Callaway ◁ Chrome Tour X ▷ with ▷ in white Seam 1: alignment lines in various colors <u>view image here</u>	white	4P-1c	M-M	332	USA	Callaway Golf Company
Pole 1: Callaway ◁ Chrome Tour X ▷ with ▷ in yellow Seam 1: alignment lines in various colors <u>view image here</u>	yellow	4P-1c	M-M	332	USA	Callaway Golf Company
Pole 1: Callaway • ◁ Chrome Tour • ▷ with ▷ in white Seam 1: alignment lines in various colors <u>view image here</u>	white	4P-1c	L-L	332	USA	Callaway Golf Company
Pole 1: Callaway • ◁ Chrome Tour X ▷ with ▷ in white Seam 1: alignment lines in various colors <u>view image here</u>	white	4P-1c	M-M	332	USA	Callaway Golf Company
Pole 1: Callaway — E ■ R ■ C Soft — Seam 1: alignment lines in various colors <u>view image here</u>	yellow	3P-1c	L-L	332	USA	Callaway Golf Company
Pole 1: Callaway — E ■ R ■ C Soft — Seam 1: alignment lines in various colors <u>view image here</u>	white	3P-1c	L-L	332	USA	Callaway Golf Company
Pole 1: Callaway E•R•C Soft Reva Seam 1: alignment lines in various colors <u>view image here</u>	white	3P-1c	L-L	332	USA	Callaway Golf Company
Pole 1: Callaway w/chevron logo (alignment line in various colors) w/360 alignment line in various colors Pole 2: ◁ Chrome Tour X + ▷ (alignment line in various colors) w/360 alignment line in various colors with ▷ in white <u>view image here</u>	white	4P-1c	M-M	332	USA	Callaway Golf Company
Pole 1: Callaway w/chevron logo (alignment line in various colors) w/360 alignment line in various colors Pole 2: (tapered line) Chrome Tour (tapered line) (alignment line in various colors) w/360 alignment line in various colors <u>view image here</u>	yellow	4P-1c	L-L	332	USA	Callaway Golf Company
Pole 1: Callaway w/chevron logo (alignment line in various colors) w/360 alignment line in various colors Pole 2: (tapered line) Chrome Soft (tapered line) (alignment line in various colors) w/360 alignment line in various colors <u>view image here</u>	white	4P-1c	L-L	332	USA	Callaway Golf Company
Pole 1: Callaway w/chevron logo (alignment line in various colors) w/360 alignment line in various colors Pole 2: (tapered line) Chrome Tour (tapered line) (alignment line in various colors) w/360 alignment line in various colors <u>view image here</u>	white	4P-1c	L-L	332	USA	Callaway Golf Company
Pole 1: Callaway w/chevron logo (alignment line in various colors) w/360 alignment line in various colors Pole 2: ◁ Chrome Tour X ▷ (alignment line in various colors) w/360 alignment line in various colors with ▷ in white <u>view image here</u>	white	4P-1c	M-M	332	USA	Callaway Golf Company
Pole 1: Callaway w/chevron logo (alignment line in various colors) w/360 alignment line in various colors Pole 2: ◁ Chrome Tour X ▷ (alignment line in various colors) w/360 alignment line in various colors with ▷ in yellow <u>view image here</u>	yellow	4P-1c	M-M	332	USA	Callaway Golf Company

Effective - 2/4/2026 Thru 3/3/2026

<u>Pole /Seam Marking</u>	<u>Color</u>	<u>Construction</u>	<u>Spin Rating</u>	<u>Dimples</u>	<u>Country</u>	<u>Manufacturer</u>
Pole 1: Callaway w/chevron logo (alignment line in various colors) w/360 alignment line in various colors Pole 2: << Chrome Soft >> (alignment line in various colors) w/360 alignment line in various colors <u>view image here</u>	yellow	3P-1c	L-L	332	USA	Callaway Golf Company
Pole 1: Callaway w/chevron logo (alignment line in various colors) w/360 alignment line in various colors Pole 2: < Chrome Tour > (alignment line in various colors) w/360 alignment line in various colors <u>view image here</u>	white	4P-1c	L-L	332	USA	Callaway Golf Company
Pole 1: Callaway w/chevron logo (alignment line in various colors) w/360 alignment line in various colors Pole 2: (tapered line) Chrome Soft (tapered line) (alignment line in various colors) w/360 alignment line in various colors <u>view image here</u>	yellow	4P-1c	L-L	332	USA	Callaway Golf Company
Pole 1: Callaway w/chevron logo (alignment line in various colors) w/360 alignment line in various colors Pole 2: < Chrome Soft > w/< > in yellow (alignment line in various colors) w/360 alignment line in various colors <u>view image here</u>	yellow	3P-1c	L-L	332	USA	Callaway Golf Company
Pole 1: Callaway w/chevron logo (alignment line in various colors) w/360 alignment line in various colors Pole 2: < Chrome Tour > w/< > in yellow (alignment line in various colors) w/360 alignment line in various colors <u>view image here</u>	yellow	4P-1c	L-L	332	USA	Callaway Golf Company
Pole 1: Callaway w/chevron logo (alignment line in various colors) w/360 alignment line in various colors Pole 2: < Chrome Soft > (alignment line in various colors) w/360 alignment line in various colors <u>view image here</u>	white	3P-1c	L-L	332	USA	Callaway Golf Company
Pole 1: Callaway w/chevron logo (alignment line in various colors) w/360 alignment line in various colors Pole 2: (tapered line) Chrome Tour X (tapered line) (alignment line in various colors) w/360 alignment line in various colors <u>view image here</u>	yellow	4P-1c	M-M	332	USA	Callaway Golf Company
Pole 1: Callaway w/chevron logo (alignment line in various colors) w/360 alignment line in various colors Pole 2: (tapered line) Chrome Tour X (tapered line) (alignment line in various colors) w/360 alignment line in various colors <u>view image here</u>	white	4P-1c	M-M	332	USA	Callaway Golf Company
Pole 1: Callaway w/chevron logo (alignment line in various colors) w/360 alignment stripe in various colors Pole 2: < Chrome Soft > with < > in yellow (alignment line in various colors) w/360 alignment stripe in various colors <u>view image here</u>	white	3P-1c	L-L	332	USA	Callaway Golf Company
Pole 1: Callaway w/chevron logo (alignment line in various colors) w/360 alignment stripe in various colors Pole 2: < Chrome Tour X > with < > in yellow (alignment line in various colors) w/360 alignment stripe in various colors <u>view image here</u>	white	3P-1c	M-M	332	USA	Callaway Golf Company
Pole 1: Callaway w/chevron logo (alignment line in various colors) w/360 alignment stripe in various colors Pole 2: < Chrome Tour > with < > in yellow (alignment line in various colors) w/360 alignment stripe in various colors <u>view image here</u>	white	3P-1c	L-L	332	USA	Callaway Golf Company

Effective - 2/4/2026 Thru 3/3/2026

<u>Pole /Seam Marking</u>	<u>Color</u>	<u>Construction</u>	<u>Spin Rating</u>	<u>Dimples</u>	<u>Country</u>	<u>Manufacturer</u>
Pole 1: Callaway w/chevron logo (alignment line in various colors) w/360 alignment stripe in various colors Pole 2: (tapered line) Chrome Tour X (tapered line) (alignment line in various colors) w/360 alignment stripe in various colors <u>view image here</u>	white	3P-1c	M-M	332	USA	Callaway Golf Company
Pole 1: Callaway w/chevron logo (alignment line in various colors) w/360 alignment stripe in various colors Pole 2: (tapered line) Chrome Tour (tapered line) (alignment line in various colors) w/360 alignment stripe in various colors <u>view image here</u>	white	3P-1c	L-L	332	USA	Callaway Golf Company
Pole 1: Callaway w/chevron logo (alignment line in various colors) w/360 alignment stripe in various colors Pole 2: (tapered line) Chrome Soft (tapered line) (alignment line in various colors) w/360 alignment stripe in various colors <u>view image here</u>	white	3P-1c	L-L	332	USA	Callaway Golf Company
Pole 1: Callaway with chevron logo Pole 2: ◀ Chrome Tour X ▶ in yellow in black alignment line with ◀ ▶ in black <u>view image here</u>	yellow	4P-1c	M-M	332	USA	Callaway Golf Company
Pole 1: Callaway with chevron logo Pole 2: ◀ Chrome Tour X ▶ in white in black alignment line with ◀ ▶ in black <u>view image here</u>	white	4P-1c	M-M	332	USA	Callaway Golf Company
Pole 1: Callaway with chevron logo Pole 2: (tapered line) Chrome Tour (tapered line) in yellow in black alignment line <u>view image here</u>	yellow	4P-1c	L-L	332	USA	Callaway Golf Company
Pole 1: Callaway with chevron logo Pole 2: (tapered line) Chrome Soft (tapered line) in white in black alignment line <u>view image here</u>	white	3P-1c	L-L	332	USA	Callaway Golf Company
Pole 1: Callaway with chevron logo Pole 2: (tapered line) Chrome Tour (tapered line) in white in black alignment line <u>view image here</u>	white	4P-1c	L-L	332	USA	Callaway Golf Company
Pole 1: Callaway with chevron logo Pole 2: (tapered line) Chrome Tour X (tapered line) in white in black alignment line <u>view image here</u>	white	4P-1c	M-M	332	USA	Callaway Golf Company
Pole 1: Callaway with chevron logo Pole 2: ◀ Chrome Tour ▶ in white in blue alignment line with ◀ ▶ in blue <u>view image here</u>	white	4P-1c	L-L	332	USA	Callaway Golf Company
Pole 1: Callaway with chevron logo Pole 2: ◀ Chrome Soft ▶ in white in blue alignment line with ◀ ▶ in blue <u>view image here</u>	white	3P-1c	L-L	332	USA	Callaway Golf Company
Pole 1: Callaway with chevron logo Pole 2: ◀◀ Chrome Soft ▶▶ in white in black alignment line <u>view image here</u>	white	3P-1c	L-L	332	USA	Callaway Golf Company
Pole 1: Callaway with chevron logo Pole 2: ◀ Chrome Tour X ▶ in white in blue alignment line with ◀ ▶ in blue <u>view image here</u>	white	4P-1c	M-M	332	USA	Callaway Golf Company

Effective - 2/4/2026 Thru 3/3/2026

<u>Pole /Seam Marking</u>	<u>Color</u>	<u>Construction</u>	<u>Spin Rating</u>	<u>Dimples</u>	<u>Country</u>	<u>Manufacturer</u>
Pole 1: Callaway with chevron logo Pole 2: (tapered line) Chrome Soft (tapered line) in yellow in black alignment line <u>view image here</u>	yellow	3P-1c	L-L	332	USA	Callaway Golf Company
Pole 1: Callaway with chevron logo Pole 2: ◀ Chrome Tour ▶ with Chrome Tour in yellow in black alignment line <u>view image here</u>	yellow	4P-1c	L-L	332	USA	Callaway Golf Company
Pole 1: Callaway with chevron logo Pole 2: ◀ Chrome Soft ▶ with Chrome Soft in white in black alignment line <u>view image here</u>	white	3P-1c	L-L	332	USA	Callaway Golf Company
Pole 1: Callaway with chevron logo Pole 2: ◀ Chrome Soft ▶ with Chrome Soft in yellow in black alignment line <u>view image here</u>	yellow	3P-1c	L-L	332	USA	Callaway Golf Company
Pole 1: Callaway with chevron logo Pole 2: (tapered line) Chrome Tour X (tapered line) in yellow in black alignment line <u>view image here</u>	yellow	4P-1c	M-M	332	USA	Callaway Golf Company
Pole 1: Callaway with chevron logo Pole 2: ◀ Chrome Tour ▶ with Chrome Tour in white in black alignment line <u>view image here</u>	white	4P-1c	L-L	332	USA	Callaway Golf Company
Pole 1: Callaway with chevron logo Seam 1: (tapered line) Chrome Soft (tapered line) <u>view image here</u>	white	3P-1c	I-M	332	USA	Callaway Golf Company
Pole 1: Callaway with chevron logo Seam 1: (tapered line) Chrome Tour (tapered line) <u>view image here</u>	white	4P-1c	L-L	332	USA	Callaway Golf Company
Pole 1: Callaway with chevron logo Seam 1: (tapered line) Chrome Tour (tapered line) <u>view image here</u>	yellow	4P-1c	L-L	332	USA	Callaway Golf Company
Pole 1: Callaway with chevron logo Seam 1: (tapered line) Chrome Tour X (3 lines) (tapered line) <u>view image here</u>	white	4P-1c	M-M	332	USA	Callaway Golf Company
Pole 1: Callaway with chevron logo Seam 1: (tapered line) Chrome Tour X (tapered line) <u>view image here</u>	white	4P-1c	M-M	332	USA	Callaway Golf Company
Pole 1: Callaway with chevron logo Seam 1: (tapered line) Chrome Tour X (tapered line) <u>view image here</u>	yellow	4P-1c	M-M	332	USA	Callaway Golf Company
Pole 1: Callaway with chevron logo Seam 1: (tapered line) Chrome Tour X + (tapered line) <u>view image here</u>	white	4P-1c	M-H	332	USA	Callaway Golf Company
Pole 1: Callaway with chevron logo Seam 1: (tapered line) Chrome Tour X = (tapered line) <u>view image here</u>	white	4P-1c	M-M	332	USA	Callaway Golf Company
Pole 1: Callaway with chevron logo Seam 1: (tapered line) Chrome Tour X - (tapered line) <u>view image here</u>	white	4P-1c	M-M	332	USA	Callaway Golf Company

Effective - 2/4/2026 Thru 3/3/2026

<u>Pole /Seam Marking</u>	<u>Color</u>	<u>Construction</u>	<u>Spin Rating</u>	<u>Dimples</u>	<u>Country</u>	<u>Manufacturer</u>
Pole 1: Callaway with chevron logo Seam 1: ◀ ◀ Chrome ★ Soft X ▶ ▶ <u>view image here</u>	white	4P-1c	M-H	332	USA	Callaway Golf Company
Pole 1: Callaway with chevron logo Seam 1: ◀ E • R • C ▶ Seam 2: line and arrow symbol <u>view image here</u>	white	3P-1c	I-M	332	USA	Callaway Golf Company
Pole 1: Callaway with chevron logo Seam 1: ◀ E • R • C ▶ Seam 2: line and arrow symbol <u>view image here</u>	yellow	3P-1c	I-M	332	USA	Callaway Golf Company
Pole 1: Callaway with chevron logo Seam 1: ◀ E • R • C ▶ Seam 2: line and arrow symbol <u>view image here</u>	red	3P-1c	I-M	332	USA	Callaway Golf Company
Pole 1: Callaway with chevron logo Seam 1: ◀ Reva in white in grey bar ▶ with ◀ ▶ in grey <u>view image here</u>	white	2P-1c	I-L	332	USA	Callaway Golf Company
Pole 1: Callaway with chevron logo Seam 1: ◀ SuperFast in red in black bar ▶ <u>view image here</u>	red	2P-1c	I-M	332	USA	Callaway Golf Company
Pole 1: Callaway with chevron logo Seam 1: ◀ SuperFast in white in black bar ▶ <u>view image here</u>	white	2P-1c	I-M	332	USA	Callaway Golf Company
Pole 1: Callaway with chevron logo Seam 1: ◀ SuperFast in yellow in black bar ▶ <u>view image here</u>	yellow	2P-1c	I-M	332	USA	Callaway Golf Company
Pole 1: Callaway with chevron logo Seam 1: ◀ SuperSoft in green in black bar ▶ <u>view image here</u>	green	2P-1c	I-M	332	USA	Callaway Golf Company
Pole 1: Callaway with chevron logo Seam 1: ◀ SuperSoft in orange in black bar ▶ <u>view image here</u>	orange	2P-1c	I-M	332	USA	Callaway Golf Company
Pole 1: Callaway with chevron logo Seam 1: ◀ SuperSoft in pink in black bar ▶ <u>view image here</u>	pink	2P-1c	I-M	332	USA	Callaway Golf Company
Pole 1: Callaway with chevron logo Seam 1: ◀ SuperSoft in red in black bar ▶ <u>view image here</u>	red	2P-1c	I-M	332	USA	Callaway Golf Company
Pole 1: Callaway with chevron logo Seam 1: ◀ SuperSoft in white in black bar ▶ <u>view image here</u>	white	2P-1c	I-M	332	USA	Callaway Golf Company
Pole 1: Callaway with chevron logo Seam 1: ◀ SuperSoft in yellow in black bar ▶ <u>view image here</u>	yellow	2P-1c	I-M	332	USA	Callaway Golf Company
Pole 1: Callaway with chevron logo Seam 1: ◀ Warbird in white in black bar ▶ <u>view image here</u>	white	2P-1c	I-M	332	USA	Callaway Golf Company
Pole 1: Callaway with chevron logo Seam 1: ◀ Warbird in yellow in black bar ▶ <u>view image here</u>	yellow	2P-1c	I-M	332	USA	Callaway Golf Company

Effective - 2/4/2026 Thru 3/3/2026

<u>Pole /Seam Marking</u>	<u>Color</u>	<u>Construction</u>	<u>Spin Rating</u>	<u>Dimples</u>	<u>Country</u>	<u>Manufacturer</u>
Pole 1: Callaway with chevron logo Seam 1: << Chrome Soft >> <u>view image here</u>	white	3P-1c	I-M	332	USA	Callaway Golf Company
Pole 1: Callaway with chevron logo Seam 1: << Chrome Soft >> <u>view image here</u>	yellow	3P-1c	I-M	332	USA	Callaway Golf Company
Pole 1: Callaway with chevron logo Seam 1: << Chrome Soft X >> <u>view image here</u>	white	4P-1c	M-M	332	USA	Callaway Golf Company
Pole 1: Callaway with chevron logo Seam 1: << Chrome Soft X LS >> <u>view image here</u>	white	4P-1c	I-L	332	USA	Callaway Golf Company
Pole 1: Callaway with chevron logo Seam 1: << Chrome Tour X >> <u>view image here</u>	white	4P-1c	M-M	332	USA	Callaway Golf Company
Pole 1: Callaway with chevron logo Seam 1: << Chrome Tour X >> <u>view image here</u>	white	4P-1c	M-M	332	USA	Callaway Golf Company
Pole 1: Callaway with chevron logo Seam 1: < Super Soft in white in black bar > <u>view image here</u>	white	2P-1c	I-L	332	USA	Callaway Golf Company
Pole 1: Callaway with chevron logo Seam 1: < SuperFast in red in black bar > <u>view image here</u>	red	2P-1c	I-M	332	USA	Callaway Golf Company
Pole 1: Callaway with chevron logo Seam 1: < SuperFast in white in black bar > <u>view image here</u>	white	2P-1c	I-M	332	USA	Callaway Golf Company
Pole 1: Callaway with chevron logo Seam 1: < SuperFast in yellow in black bar > <u>view image here</u>	yellow	2P-1c	I-M	332	USA	Callaway Golf Company
Pole 1: Callaway with chevron logo Seam 1: < Warbird 2.0 and bird logo <u>view image here</u>	yellow	2P-1c	I-M	332	USA	Callaway Golf Company
Pole 1: Callaway with chevron logo Seam 1: << Hex Bite >> <u>view image here</u>	white	2P-1c	I-M	332	USA	Callaway Golf Company
Pole 1: Callaway with chevron logo Seam 1: << Hex Bite Soft in white in black bar >> <u>view image here</u>	white	3P-1c	M-M	332	USA	Callaway Golf Company
Pole 1: Callaway with chevron logo Seam 1: << Max in white in black bar >> <u>view image here</u>	white	2P-1c	I-L	332	USA	Callaway Golf Company
Pole 1: Callaway with chevron logo Seam 1: << Super Soft in yellow in black bar >> <u>view image here</u>	yellow	2P-1c	I-M	332	USA	Callaway Golf Company
Pole 1: Callaway with chevron logo Seam 1: << SuperSoft in green in black bar >> <u>view image here</u>	green	2P-1c	I-M	332	USA	Callaway Golf Company

Effective - 2/4/2026 Thru 3/3/2026

<u>Pole /Seam Marking</u>	<u>Color</u>	<u>Construction</u>	<u>Spin Rating</u>	<u>Dimples</u>	<u>Country</u>	<u>Manufacturer</u>
Pole 1: Callaway with chevron logo Seam 1: << SuperSoft in orange in black bar >> <u>view image here</u>	orange	2P-1c	I-M	332	USA	Callaway Golf Company
Pole 1: Callaway with chevron logo Seam 1: << SuperSoft in pink in black bar >> <u>view image here</u>	pink	2P-1c	I-M	332	USA	Callaway Golf Company
Pole 1: Callaway with chevron logo Seam 1: << SuperSoft in red in black bar >> <u>view image here</u>	red	2P-1c	I-M	332	USA	Callaway Golf Company
Pole 1: Callaway with chevron logo Seam 1: << SuperSoft in white in black bar >> <u>view image here</u>	white	2P-1c	I-M	332	USA	Callaway Golf Company
Pole 1: Callaway with chevron logo Seam 1: << Warbird in white in black bar >> <u>view image here</u>	white	2P-1c	I-M	332	USA	Callaway Golf Company
Pole 1: Callaway with chevron logo Seam 1: << Warbird in yellow in black bar >> <u>view image here</u>	yellow	2P-1c	I-M	332	USA	Callaway Golf Company
Pole 1: Callaway with chevron logo Seam 1: = Diablo = <u>view image here</u>	white	2P-1c	I-M	332	USA	Callaway Golf Company
Pole 1: Callaway with chevron logo Seam 1: ◁ Chrome Soft ▷ with ◁ ▷ in white <u>view image here</u>	white	3P-1c	I-M	332	USA	Callaway Golf Company
Pole 1: Callaway with chevron logo Seam 1: ◁ Chrome Soft ▷ with ◁ ▷ in yellow <u>view image here</u>	yellow	3P-1c	I-L	332	USA	Callaway Golf Company
Pole 1: Callaway with chevron logo Seam 1: ◁ Chrome Tour ▷ with ◁ ▷ in white <u>view image here</u>	white	4P-1c	I-L	332	USA	Callaway Golf Company
Pole 1: Callaway with chevron logo Seam 1: ◁ Chrome Tour ▷ with ◁ ▷ in yellow <u>view image here</u>	yellow	4P-1c	I-L	332	USA	Callaway Golf Company
Pole 1: Callaway with chevron logo Seam 1: ◁ Chrome Tour • ▷ with ◁ ▷ in white <u>view image here</u>	white	4P-1c	I-L	332	USA	Callaway Golf Company
Pole 1: Callaway with chevron logo Seam 1: ◁ Chrome Tour X + ▷ with ◁ ▷ in white <u>view image here</u>	white	4P-1c	M-H	332	USA	Callaway Golf Company
Pole 1: Callaway with chevron logo Seam 1: ◁ Chrome Tour X ▷ with ◁ ▷ in white <u>view image here</u>	white	4P-1c	M-M	332	USA	Callaway Golf Company
Pole 1: Callaway with chevron logo Seam 1: ◁ Chrome Tour X ▷ with ◁ ▷ in yellow <u>view image here</u>	yellow	4P-1c	M-M	332	USA	Callaway Golf Company
Pole 1: Callaway with chevron logo Seam 1: ◁ Reva ▷ in blue <u>view image here</u>	white	2P-1c	I-L	332	USA	Callaway Golf Company

Effective - 2/4/2026 Thru 3/3/2026

<u>Pole /Seam Marking</u>	<u>Color</u>	<u>Construction</u>	<u>Spin Rating</u>	<u>Dimples</u>	<u>Country</u>	<u>Manufacturer</u>
Pole 1: Callaway with chevron logo Seam 1: ◁ Reva ▷ in blue <u>view image here</u>	pink	2P-1c	L-L	332	USA	Callaway Golf Company
Pole 1: Callaway with chevron logo Seam 1: • ◁ Chrome Tour ▷ with ◁ ▷ in white <u>view image here</u>	white	4P-1c	L-L	332	USA	Callaway Golf Company
Pole 1: Callaway with chevron logo Seam 1: • ◁ Chrome Tour • ▷ with ◁ ▷ in white <u>view image here</u>	white	4P-1c	L-L	332	USA	Callaway Golf Company
Pole 1: Callaway with chevron logo Seam 1: • ◁ Chrome Tour X + ▷ with ◁ ▷ in white <u>view image here</u>	white	4P-1c	M-H	332	USA	Callaway Golf Company
Pole 1: Callaway with chevron logo Seam 1: • ◁ Chrome Tour X ▷ with ◁ ▷ in white <u>view image here</u>	white	4P-1c	M-M	332	USA	Callaway Golf Company
Pole 1: Callaway with chevron logo Seam 1: ◀ Diablo in white in black bar ▶ <u>view image here</u>	white	2P-1c	L-M	332	USA	Callaway Golf Company
Pole 1: Callaway with chevron logo Seam 1: - E•R•C Soft - <u>view image here</u>	yellow	3P-1c	L-L	332	USA	Callaway Golf Company
Pole 1: Callaway with chevron logo Seam 1: ◀ Warbird ▶ <u>view image here</u>	white	2P-1c	L-M	332	USA	Callaway Golf Company
Pole 1: Callaway with chevron logo Seam 1: ◀ Warbird ▶ <u>view image here</u>	yellow	2P-1c	L-M	332	USA	Callaway Golf Company
Pole 1: Callaway with chevron logo Seam 1: Diablo Women's <u>view image here</u>	white	2P-1c	L-M	332	USA	Callaway Golf Company
Pole 1: Callaway with chevron logo Seam 1: — CXR Control — <u>view image here</u>	white	3P-1c	L-M	332	USA	Callaway Golf Company
Pole 1: Callaway with chevron logo Seam 1: — CXR Power — <u>view image here</u>	white	2P-1c	L-M	332	USA	Callaway Golf Company
Pole 1: Callaway with chevron logo Seam 1: — Diablo — <u>view image here</u>	white	2P-1c	L-M	332	USA	Callaway Golf Company
Pole 1: Callaway with chevron logo Seam 1: — E ■ R ■ C Soft — <u>view image here</u>	white	3P-1c	L-M	332	USA	Callaway Golf Company
Pole 1: Callaway with chevron logo Seam 1: — Mavrik — with curved line above and below <u>view image here</u>	white	2P-1c	L-M	332	USA	Callaway Golf Company
Pole 1: Callaway with chevron logo Seam 1: ◀ Hex Soft ▶ <u>view image here</u>	white	2P-1c	L-M	332	USA	Callaway Golf Company

Effective - 2/4/2026 Thru 3/3/2026

<u>Pole /Seam Marking</u>	<u>Color</u>	<u>Construction</u>	<u>Spin Rating</u>	<u>Dimples</u>	<u>Country</u>	<u>Manufacturer</u>
Pole 1: Callaway with chevron logo Seam 1: ◀ ERC Soft in white in box ▶ with alignment feature in various colors <u>view image here</u>	white	3P-1c	L-L	332	USA	Callaway Golf Company
Pole 1: Callaway with chevron logo 360 pattern in various colors Seam 1: ◀ SuperSoft in white in blue bar ▶ 360 pattern in various colors <u>view image here</u>	white	2P-1c	L-M	332	USA	Callaway Golf Company
Pole 1: Callaway with chevron logo 360 pattern in various colors Seam 1: ◀ SuperSoft in white in pink bar ▶ 360 pattern in various colors <u>view image here</u>	white	2P-1c	L-M	332	USA	Callaway Golf Company
Pole 1: Callaway with chevron logo 360 pattern in various colors Seam 1: ◀ SuperSoft in white in red bar ▶ 360 pattern in various colors <u>view image here</u>	white	2P-1c	L-M	332	USA	Callaway Golf Company
Pole 1: Callaway with chevron logo 360 pattern in various colors Seam 1: SuperSoft in white in blue arrow 360 pattern in various colors <u>view image here</u>	white	2P-1c	L-M	332	USA	Callaway Golf Company
Pole 1: Callaway with chevron logo 360 pattern in various colors Seam 1: SuperSoft in white in pink arrow 360 pattern in various colors <u>view image here</u>	white	2P-1c	L-M	332	USA	Callaway Golf Company
Pole 1: Callaway with chevron logo 360 pattern in various colors Seam 1: SuperSoft in white in red arrow 360 pattern in various colors <u>view image here</u>	white	2P-1c	L-M	332	USA	Callaway Golf Company
Pole 1: Callaway with chevron logo in gold Seam 1: < Warbird 2.0 and bird logo in gold <u>view image here</u>	white	2P-1c	L-M	332	USA	Callaway Golf Company
Pole 1: Callaway with chevron logo in red Pole 2: Callaway with chevron logo in blue Seam 1: ★ SuperSoft ★ in blue with red line above and below <u>view image here</u>	white	2P-1c	L-M	332	USA	Callaway Golf Company
Pole 1: Callaway with red heart Seam 1: ◀ SuperSoft in white in black bar ▶ <u>view image here</u>	white	2P-1c	L-M	332	USA	Callaway Golf Company
Pole 1: Chaos Seam 1: Wilson in blue in split black line <u>view image here</u>	blue	2P-1c	L-L	400	USA	Wilson Sporting Goods
Pole 1: Chaos Seam 1: Wilson in green in split black line <u>view image here</u>	green	2P-1c	L-L	400	USA	Wilson Sporting Goods
Pole 1: Chaos Seam 1: Wilson in orange in split black line <u>view image here</u>	orange	2P-1c	L-L	400	USA	Wilson Sporting Goods
Pole 1: Chaos Seam 1: Wilson in white in split blue line <u>view image here</u>	white	2P-1c	L-L	400	USA	Wilson Sporting Goods
Pole 1: Chaos Seam 1: Wilson in yellow in split black line <u>view image here</u>	yellow	2P-1c	L-L	400	USA	Wilson Sporting Goods
Pole 1: Chromax Seam 1: ◀ M5 ▶ <u>view image here</u>	yellow	2P-1c	M-M	302	USA	Chromax Golf

Pole /Seam Marking

Pole 1: Chromax
Seam 1: ◀ M5 ▶
[view image here](#)

Pole 1: Chromax
Seam 1: ◀ M5 ▶
[view image here](#)

Pole 1: Chromax
Seam 1: ◀ M5 ▶
[view image here](#)

Pole 1: Chromax
Seam 1: ◀ M5 ▶
[view image here](#)

Pole 1: Chromax
Seam 1: ◀ M5 ▶
[view image here](#)

Pole 1: Chromax
Seam 1: ◀ M5 ▶
[view image here](#)

Pole 1: Chromax
Seam 1: ◀ M5 ▶
[view image here](#)

Pole 1: Chromax Distance
Seam 1: ◀ Metallic III ▶
[view image here](#)

Pole 1: Chromax Distance
Seam 1: ◀ Metallic III ▶
[view image here](#)

Pole 1: Chromax Distance
Seam 1: ◀ Metallic III ▶
[view image here](#)

Pole 1: Coca-Cola in white
Seam 1: ◀ (bottle symbol) with double ended arrow above and below in white
[view image here](#)

Pole 1: Corteo
Seam 1: ◀ —Muziik—|
Seam 2: 39 Plus with Plus in blue
[view image here](#)

Pole 1: Corteo
Seam 1: ◀ —Muziik—|
Seam 2: 39 Plus
[view image here](#)

Pole 1: Corteo
Seam 1: ◀ —Muziik—|
Seam 2: 39 Plus
[view image here](#)

Pole 1: Corteo
Seam 1: ◀◀◀ muziik ▶▶▶
Seam 2: Premium
[view image here](#)

<u>Color</u>	<u>Construction</u>	<u>Spin Rating</u>	<u>Dimples</u>	<u>Country</u>	<u>Manufacturer</u>
gold	2P-1c	M-M	302	USA	Chromax Golf
orange	2P-1c	M-M	302	USA	Chromax Golf
blue	2P-1c	M-M	302	USA	Chromax Golf
green	2P-1c	M-M	302	USA	Chromax Golf
silver	2P-1c	M-M	302	USA	Chromax Golf
pink	2P-1c	M-M	302	USA	Chromax Golf
purple	2P-1c	M-M	302	USA	Chromax Golf
silver	2P-1c	M-M	302	USA	Chromax Golf
green	2P-1c	M-M	302	USA	Chromax Golf
gold	2P-1c	M-M	302	USA	Chromax Golf
red	2P-1c	L-M	332	JPN	Alpen Co. Ltd.
white	2P-1c	M-M	332	JPN	Muziik Co., Ltd.
green	2P-1c	M-M	332	JPN	Muziik Co., Ltd.
pink	2P-1c	M-M	332	JPN	Muziik Co., Ltd.
white	2P-1c	M-M	322	JPN	Muziik Co., Ltd.

Effective - 2/4/2026 Thru 3/3/2026

<u>Pole /Seam Marking</u>	<u>Color</u>	<u>Construction</u>	<u>Spin Rating</u>	<u>Dimples</u>	<u>Country</u>	<u>Manufacturer</u>
Pole 1: Crest(logo)Link Seam 1: ← Tourflex → <u>view image here</u>	white	3P-2c	I-M	368	MAS	Crescent Links (M) SDN BHD
Pole 1: Crest(logo)Link Seam 1: ← Tourflex → <u>view image here</u>	yellow	3P-2c	I-M	368	MAS	Crescent Links (M) SDN BHD
Pole 1: Crown with NJF logo Pole 2: NJF Golf w/F in golf club w/underline Seam 1: - PureFlight-X - with line above and below Seam 2: Crown with NJF logo and alignment line in various colors <u>view image here</u>	white	3P-2c	I-M	332	USA	NJF Worldwide LLC
Pole 1: curved arrow Seam 1: < ● Core Soft ● > in bar <u>view image here</u>	white	2P-1c	M-H	338	USA	SM Global, LLC
Pole 1: curved arrow Seam 1: < ● Core Soft ● > in bar <u>view image here</u>	yellow	2P-1c	M-H	338	USA	SM Global, LLC
Pole 1: DDH Soft420 in blue <u>view image here</u>	white	2P-1c	L-L	420	JPN	Sumitomo Rubber Industries, Ltd.
Pole 1: DDH Super Soft in blue <u>view image here</u>	white	2P-1c	L-L	410	JPN	Sumitomo Rubber Industries, Ltd.
Pole 1: DDH Xamxa Seam 1: ◀ Distance ▶ <u>view image here</u>	white	2P-1c	L-L	360	JPN	Sumitomo Rubber Industries, Ltd.
Pole 1: Descente Golf Pole 2: (triple arrow logo) Seam 1: ◀ (double ended arrow) ▶ in red with ///// PRO above and below <u>view image here</u>	white	3P-1c	I-H	322	CHN	Descente (China) Co Ltd
Pole 1: Diawings with W logo Seam 1: Diamond Wings (diamond line diamond) Ultra Distance <u>view image here</u>	white	2P-1c	M-M	338	KOR	Diawings Inc.
Pole 1: Diawings with W logo Seam 1: Diamond Wings (diamond line diamond) Ultra Distance <u>view image here</u>	yellow	2P-1c	M-M	338	KOR	Diawings Inc.
Pole 1: Diawings with W logo Seam 1: Diamond Wings (diamond line diamond) Ultra Distance <u>view image here</u>	orange	2P-1c	M-M	338	KOR	Diawings Inc.
Pole 1: Diawings with W logo in white Seam 1: Diamond Wings (diamond line diamond) Ultra Distance in white <u>view image here</u>	pink	2P-1c	M-M	338	KOR	Diawings Inc.
Pole 1: — Nitro — in 360 alignment bars in various colors Seam 1: (split arrow wedge) True Spin 360 (split arrow wedge) in white in alignment bars in various colors <u>view image here</u>	white	2P-1c	I-M	352	USA	Golf Gifts & Gallery Inc.
Pole 1: Ease iD in gold Maxfli (underline) in navy Seam 1: ◀● Ease iD ●▶ with line above and below in navy <u>view image here</u>	white	2P-1c	L-L	324	JPN	Sumitomo Rubber Industries, Ltd.
Pole 1: Ease iD in gold Maxfli (underline) in navy Seam 1: ◀● Ease iD ●▶ with line above and below in navy <u>view image here</u>	yellow	2P-1c	L-L	324	JPN	Sumitomo Rubber Industries, Ltd.

Effective - 2/4/2026 Thru 3/3/2026

<u>Pole /Seam Marking</u>	<u>Color</u>	<u>Construction</u>	<u>Spin Rating</u>	<u>Dimples</u>	<u>Country</u>	<u>Manufacturer</u>
Pole 1: Ease iD Maxfli (underline) in navy Seam 1: ◀● Ease iD ●▶ with line above and below in navy <u>view image here</u>	orange	2P-1c	L-L	324	JPN	Sumitomo Rubber Industries, Ltd.
Pole 1: Ease iD Maxfli (underline) in navy Seam 1: ◀● Ease iD ●▶ with line above and below in navy <u>view image here</u>	pink	2P-1c	L-L	324	JPN	Sumitomo Rubber Industries, Ltd.
Pole 1: Edwin Golf Pole 2: EDG with W logo Edwin Golf Seam 1: ◀◀●●●●▶▶ <u>view image here</u>	yellow	2P-1c	M-M	332	JPN	Lezax, Inc.
Pole 1: Edwin Golf Pole 2: EDG with W logo Edwin Golf Seam 1: ◀◀◀◀◆▶▶▶▶▶▶ <u>view image here</u>	yellow	2P-1c	M-M	332	JPN	Lezax, Inc.
Pole 1: Edwin Golf Pole 2: EDG with W logo Edwin Golf Seam 1: ◀◀◀◀◆▶▶▶▶▶▶ <u>view image here</u>	orange	2P-1c	M-M	332	JPN	Lezax, Inc.
Pole 1: Edwin Golf Pole 2: EDG with W logo Edwin Golf Seam 1: ◀◀◀◀◆▶▶▶▶▶▶ <u>view image here</u>	red	2P-1c	M-M	332	JPN	Lezax, Inc.
Pole 1: Edwin Golf Pole 2: EDG with W logo Edwin Golf Seam 1: ◀◀◀◀◆▶▶▶▶▶▶ <u>view image here</u>	green	2P-1c	M-M	332	JPN	Lezax, Inc.
Pole 1: Edwin Golf Pole 2: EDG with W logo Edwin Golf Seam 1: ◀◀◀◀◆▶▶▶▶▶▶ in black and red <u>view image here</u>	white	2P-1c	M-M	332	JPN	Lezax, Inc.
Pole 1: Emtelli with logo Ball Sight Pro 6000 Seam 1: (putting line logo) <u>view image here</u>	white	3P-1c	L-H	332	KOR	Emtelli Inc
Pole 1: EPON Seam 1: ◀ Tour - D ▶ with D in red <u>view image here</u>	white	2P-1c	L-M	332	JPN	Epon Golf Co., Ltd.
Pole 1: EPON Seam 1: ◀ Tour - S ▶ with S in yellow <u>view image here</u>	white	3P-1c	L-H	332	JPN	Epon Golf Co., Ltd.
Pole 1: Exedian D (triangle) (triangle) 01 Seam 1: (long arrow) Exedian (long arrow) <u>view image here</u>	white	2P-1c	L-M	392	JPN	GolfDo-Co., Ltd.
Pole 1: Exedian D (triangle) (triangle) 01 Seam 1: (long arrow) Exedian (long arrow) <u>view image here</u>	yellow	2P-1c	L-M	392	JPN	GolfDo-Co., Ltd.
Pole 1: Exedian D (triangle) (triangle) 01 Seam 1: (long arrow) Exedian (long arrow) <u>view image here</u>	orange	2P-1c	L-M	392	JPN	GolfDo-Co., Ltd.
Pole 1: Fanta in white/blue Seam 1: ◀ - - - with slashed line above and below in blue <u>view image here</u>	orange	2P-1c	L-M	332	JPN	Alpen Co. Ltd.

Effective - 2/4/2026 Thru 3/3/2026

<u>Pole /Seam Marking</u>	<u>Color</u>	<u>Construction</u>	<u>Spin Rating</u>	<u>Dimples</u>	<u>Country</u>	<u>Manufacturer</u>
Pole 1: Genesis Pole 2: Genesis in winged logo Seam 1: Double line <u>view image here</u>	orange	3P-1c	M-H	332	KOR	Hyundai Motor Company
Pole 1: gold bear in oval circle in gold/black Seam 1: Nicklaus (underlined) <u>view image here</u>	white	3P-2c	L-M	336	USA	Nicklaus Company, LLC
Pole 1: gold bear in oval circle in gold/blue Seam 1: Nicklaus (underlined) in blue <u>view image here</u>	white	3P-2c	L-L	330	USA	Nicklaus Company, LLC
Pole 1: gold bear in oval circle in gold/white Seam 1: Nicklaus (underlined) in gold <u>view image here</u>	white	3P-2c	L-L	330	USA	Nicklaus Company, LLC
Pole 1: GUTTY Seam 1: << Feel Soft in white in black arrow >> with red line above and below <u>view image here</u>	white	2P-1c	L-H	312	MAS	Begolfpro Sdn Bhd
Pole 1: GUTTY Seam 1: << Feel Soft in yellow in black arrow >> with red line above and below <u>view image here</u>	yellow	2P-1c	L-H	312	MAS	Begolfpro Sdn Bhd
Pole 1: GUTTY Seam 1: Pro U4 in white in double ended arrow with double ended arrow above and below <u>view image here</u>	white	4P-3c	L-H	336	MAS	Begolfpro Sdn Bhd
Pole 1: H2 Myhanabi Seam 1: ← H2 → <u>view image here</u>	white/silver	3P-1c	L-L	342	JPN	Hanabi Co., Ltd.
Pole 1: H2 Myhanabi Seam 1: ← H2 → <u>view image here</u>	pink/silver	3P-1c	L-L	342	JPN	Hanabi Co., Ltd.
Pole 1: H2 Myhanabi Seam 1: ← H2 → <u>view image here</u>	yellow/silver	3P-1c	L-L	342	JPN	Hanabi Co., Ltd.
Pole 1: Hi-Brid Seam 1: ◀ • Soft 324 • ▶ <u>view image here</u>	yellow	2P-1c	L-L	324	JPN	Sumitomo Rubber Industries, Ltd.
Pole 1: Hi-Brid Seam 1: ◀ • Soft 324 • ▶ in blue <u>view image here</u>	white	2P-1c	L-L	324	JPN	Sumitomo Rubber Industries, Ltd.
Pole 1: Hi-Brid Premium Soft Seam 1: arrow symbol with slashed ribbon <u>view image here</u>	yellow	2P-1c	L-L	324	JPN	Sumitomo Rubber Industries, Ltd.
Pole 1: Hi-Brid Premium Soft with Premium Soft in blue Seam 1: arrow symbol with slashed ribbon <u>view image here</u>	white	2P-1c	L-L	324	JPN	Sumitomo Rubber Industries, Ltd.
Pole 1: Hitpin Seam 1: (double line) PRO 59 S (double line) <u>view image here</u>	white	2P-1c	M-H	332	SWE	Hitpin AB

Effective - 2/4/2026 Thru 3/3/2026

<u>Pole /Seam Marking</u>	<u>Color</u>	<u>Construction</u>	<u>Spin Rating</u>	<u>Dimples</u>	<u>Country</u>	<u>Manufacturer</u>
Pole 1: Honma with logo in O Seam 1: (arrow) D1 (arrow) with — — above and below <u>view image here</u>	yellow	2P-1c	L-M	368	JPN	Honma Golf Co. Ltd.
Pole 1: Honma with logo in O Seam 1: (arrow) D1 (arrow) with — — above and below <u>view image here</u>	orange	2P-1c	L-M	368	JPN	Honma Golf Co. Ltd.
Pole 1: Honma with logo in O Seam 1: (arrow) D1 (arrow) with — — above and below <u>view image here</u>	pink	2P-1c	L-M	368	JPN	Honma Golf Co. Ltd.
Pole 1: Honma with logo in O Seam 1: (arrow) D1 (arrow) with — — above and below <u>view image here</u>	green	2P-1c	L-M	368	JPN	Honma Golf Co. Ltd.
Pole 1: Honma with logo in O Seam 1: (arrow) D1 (arrow) with — — above and below <u>view image here</u>	white	2P-1c	L-M	368	JPN	Honma Golf Co. Ltd.
Pole 1: Honma with logo in O Seam 1: (long arrow) D1 (long arrow) with above and below <u>view image here</u>	white	2P-1c	L-M	368	JPN	Honma Golf Co. Ltd.
Pole 1: Honma with logo in O Seam 1: (long arrow) D1 (long arrow) with above and below <u>view image here</u>	yellow	2P-1c	L-M	368	JPN	Honma Golf Co. Ltd.
Pole 1: Honma with logo in O Seam 1: (long arrow) D1 (long arrow) with above and below <u>view image here</u>	orange	2P-1c	L-M	368	JPN	Honma Golf Co. Ltd.
Pole 1: Honma with logo in O Seam 1: (long arrow) D1 (long arrow) with above and below <u>view image here</u>	pink	2P-1c	L-M	368	JPN	Honma Golf Co. Ltd.
Pole 1: Honma with logo in O Seam 1: (long arrow) D1 (long arrow) with above and below <u>view image here</u>	green	2P-1c	L-M	368	JPN	Honma Golf Co. Ltd.
Pole 1: Honma with logo in O Seam 1: D1 Spin in green in double sided arrow with vertical line and double circles <u>view image here</u>	green	2P-1c	M-M	360	JPN	Honma Golf Co. Ltd.
Pole 1: Honma with logo in O Seam 1: D1 Spin in orange in double sided arrow with vertical line and double circles <u>view image here</u>	orange	2P-1c	M-M	360	JPN	Honma Golf Co. Ltd.
Pole 1: Honma with logo in O Seam 1: D1 Spin in white in double sided arrow with vertical line and double circles <u>view image here</u>	white	2P-1c	M-M	360	JPN	Honma Golf Co. Ltd.
Pole 1: Honma with logo in O Seam 1: D1 Spin in yellow in double sided arrow with vertical line and double circles <u>view image here</u>	yellow	2P-1c	M-M	360	JPN	Honma Golf Co. Ltd.
Pole 1: Honma with logo in O Pole 2: Beres Seam 1: double sided arrow <u>view image here</u>	white	3P-1c	L-H	368	JPN	Honma Golf Co. Ltd.











Effective - 2/4/2026 Thru 3/3/2026

<u>Pole /Seam Marking</u>	<u>Color</u>	<u>Construction</u>	<u>Spin Rating</u>	<u>Dimples</u>	<u>Country</u>	<u>Manufacturer</u>
Pole 1: Honma with logo in O Pole 2: Beres Seam 1: double sided arrow with line above and below <u>view image here</u>	white	O-1c	L-H	326	JPN	Honma Golf Co. Ltd.
Pole 1: Honma with logo in O Seam 1: — D1 — (alignment line) with solid band in blue and checkered band in black/white above and below <u>view image here</u>	white	2P-1c	L-M	368	JPN	Honma Golf Co. Ltd.
Pole 1: Honma with logo in O Seam 1: — D1 — (alignment line) with solid band in red and checkered band in black/white above and below <u>view image here</u>	white	2P-1c	L-M	368	JPN	Honma Golf Co. Ltd.
Pole 1: Honma with logo in O Seam 1: — D1 Spin — with (triple dotted line) (triple dotted line) above and below <u>view image here</u>	white	2P-1c	M-M	360	JPN	Honma Golf Co. Ltd.
Pole 1: Honma with logo in O Seam 1: — D1 Spin — with (triple dotted line) (triple dotted line) above and below <u>view image here</u>	green	2P-1c	M-M	360	JPN	Honma Golf Co. Ltd.
Pole 1: Honma with logo in O Seam 1: — D1 Spin — with (triple dotted line) (triple dotted line) above and below <u>view image here</u>	yellow	2P-1c	M-M	360	JPN	Honma Golf Co. Ltd.
Pole 1: Honma with logo in O Seam 1: — D1 Spin — with (triple dotted line) (triple dotted line) above and below <u>view image here</u>	orange	2P-1c	M-M	360	JPN	Honma Golf Co. Ltd.
Pole 1: Honma with logo in O Seam 1: — S — in white in double ended arrow in black <u>view image here</u>	white	3P-1c	L-H	326	JPN	Honma Golf Co. Ltd.
Pole 1: Honma with logo in O Seam 1: — S — in yellow in double ended arrow in black <u>view image here</u>	yellow	3P-1c	L-H	326	JPN	Honma Golf Co. Ltd.
Pole 1: Honma with logo in O Seam 1: — X — in white in double ended arrow in black <u>view image here</u>	white	3P-1c	L-H	326	JPN	Honma Golf Co. Ltd.
Pole 1: Honma with logo in O Seam 1: — X — in yellow in double ended arrow in black <u>view image here</u>	yellow	3P-1c	L-H	326	JPN	Honma Golf Co. Ltd.
Pole 1: Honma with logo in O Seam 1: —● D1 ●— <u>view image here</u>	yellow	2P-1c	L-M	368	JPN	Honma Golf Co. Ltd.
Pole 1: Honma with logo in O Seam 1: —● D1 ●— <u>view image here</u>	orange	2P-1c	L-M	368	JPN	Honma Golf Co. Ltd.
Pole 1: Honma with logo in O Seam 1: —● D1 ●— <u>view image here</u>	pink	2P-1c	L-M	368	JPN	Honma Golf Co. Ltd.
Pole 1: Honma with logo in O Seam 1: —● D1 ●— <u>view image here</u>	white	2P-1c	L-M	368	JPN	Honma Golf Co. Ltd.

Effective - 2/4/2026 Thru 3/3/2026

<u>Pole /Seam Marking</u>	<u>Color</u>	<u>Construction</u>	<u>Spin Rating</u>	<u>Dimples</u>	<u>Country</u>	<u>Manufacturer</u>
Pole 1: Honma with logo in O Seam 1: —Speed Monster— with — — — above and below <u>view image here</u>	yellow	3P-1c	L-H	368	JPN	Honma Golf Co. Ltd.
Pole 1: Honma with logo in O Seam 1: —Speed Monster— with — — — above and below <u>view image here</u>	white	3P-1c	L-H	368	JPN	Honma Golf Co. Ltd.
Pole 1: Honma with logo in O Pole 2: Malbon Seam 1: Malbon with logo in O and double line above and below Seam 2: Mole logo with hat Malbon with logo in O in orange/white/black <u>view image here</u>	orange	2P-1c	L-M	368	JPN	Honma Golf Co. Ltd.
Pole 1: Honma with logo in O Pole 2: Malbon Seam 1: Malbon with logo in O with double line above and below Seam 2: Mole logo with hat Malbon with logo in O in orange/white/black <u>view image here</u>	white	2P-1c	L-M	368	JPN	Honma Golf Co. Ltd.
Pole 1: Honma with logo in O Seam 1: Speed Monster in white in double ended black arrow with above and below <u>view image here</u>	white	3P-1c	L-H	368	JPN	Honma Golf Co. Ltd.
Pole 1: Honma with logo in O Seam 1: Speed Monster in white in double ended black arrow with claw mark in red <u>view image here</u>	white	3P-1c	L-H	368	JPN	Honma Golf Co. Ltd.
Pole 1: Honma with logo in O Seam 1: Speed Monster in yellow in double ended black arrow with above and below <u>view image here</u>	yellow	3P-1c	L-H	368	JPN	Honma Golf Co. Ltd.
Pole 1: Honma with logo in O Seam 1: Speed Monster in yellow in double ended black arrow with claw mark in red <u>view image here</u>	yellow	3P-1c	L-H	368	JPN	Honma Golf Co. Ltd.
Pole 1: IKARUS GOLF with IKARUS enclosed in black outline Seam 1: (long arrow) Soft (long arrow) <u>view image here</u>	white	3P-1c	L-H	350	GER	IKARUS Golf
Pole 1: IKARUS GOLF with IKARUS enclosed in black outline Seam 1: (long arrow) Tour (long arrow) <u>view image here</u>	white	4P-1c	L-H	350	GER	IKARUS Golf
Pole 1: Inesis Seam 1: SOFT 500 in white in blue line <u>view image here</u>	white	2P-1c	M-	440	FRA	Decathlon SE
Pole 1: Inesis Seam 1: Tour 900 in white in black line <u>view image here</u>	white	3P-2c	M-M	322	FRA	Decathlon SE
Pole 1: Inesis Seam 1: Tour 900 in yellow in black line <u>view image here</u>	yellow	3P-2c	M-	322	FRA	Decathlon SE
Pole 1: intellitek Seam 1: (arrow) D366 (arrow) <u>view image here</u>	white	3P-2c	M-M	366	CHN	Inno-Sports Co., LTD.
Pole 1: K logo Seam 1: (long arrow) TOUR V (long arrow) <u>view image here</u>	white	4P-2c	M-H	322	JPN	Kasco Corporation

Effective - 2/4/2026 Thru 3/3/2026

<u>Pole /Seam Marking</u>	<u>Color</u>	<u>Construction</u>	<u>Spin Rating</u>	<u>Dimples</u>	<u>Country</u>	<u>Manufacturer</u>
Pole 1: K logo Seam 1: (long arrow) TOUR X (long arrow) <u>view image here</u>	white	4P-2c	M-H	322	JPN	Kasco Corporation
Pole 1: K logo Seam 1: Kasco Ace with A symbol in red <u>view image here</u>	yellow	3P-1c	L-L	272	JPN	Kasco Corporation
Pole 1: K logo Seam 1: KascoAce with A symbol in red <u>view image here</u>	white	3P-1c	L-L	272	JPN	Kasco Corporation
Pole 1: K logo Kasco in dark navy Seam 1:  DNA  in dark navy <u>view image here</u>	orange	2P-1c	L-L	372	JPN	Kasco Corporation
Pole 1: K logo Kasco in dark navy Seam 1:  DNA  in dark navy <u>view image here</u>	white	2P-1c	L-L	372	JPN	Kasco Corporation
Pole 1: K logo Kasco in dark navy Seam 1:  DNA  in dark navy <u>view image here</u>	yellow	2P-1c	L-L	372	JPN	Kasco Corporation
Pole 1: Kasco Seam 1:  XD401  <u>view image here</u>	white	2P-1c	L-L	332	JPN	Kasco Corporation
Pole 1: Kasco Seam 1:  XD401  <u>view image here</u>	yellow	2P-1c	L-L	332	JPN	Kasco Corporation
Pole 1: Kasco Royal with KR symbol in black/gold Seam 1: Made in Japan with arrow symbol above and below <u>view image here</u>	gold	5P-2c	I-M	252	JPN	Kasco Corporation
Pole 1: Kasco Z Seam 1: Straight in white in black arrow and line symbol <u>view image here</u>	white	2P-1c	L-L	332	JPN	Kasco Corporation
Pole 1: Kasco Z Seam 1: Straight in yellow in black arrow and line symbol <u>view image here</u>	yellow	2P-1c	L-L	332	JPN	Kasco Corporation
Pole 1: Kasco Z Seam 1: Straight+ in white in black arrow and line symbol <u>view image here</u>	white	3P-2c	M-H	322	JPN	Kasco Corporation
Pole 1: Kasco Z in metallic black Seam 1: Straight in white in metallic black arrow and line symbol <u>view image here</u>	white	2P-1c	L-L	332	JPN	Kasco Corporation
Pole 1: Kasco Z in metallic black Seam 1: Straight+ in white in metallic black arrow and line symbol <u>view image here</u>	white	3P-2c	M-H	322	JPN	Kasco Corporation
Pole 1: Kasco Z in metallic black Seam 1: Straight+ in yellow in metallic black arrow and line symbol <u>view image here</u>	yellow	3P-2c	M-H	322	JPN	Kasco Corporation
Pole 1: Kira Boon with logo in o Seam 1: K logo Kasco Seam 2: (3 triangles) (5 triangles) (7 triangles) in dot formation <u>view image here</u>	white	3P-1c	L-L	250	JPN	Kasco Corporation

Effective - 2/4/2026 Thru 3/3/2026

<u>Pole /Seam Marking</u>	<u>Color</u>	<u>Construction</u>	<u>Spin Rating</u>	<u>Dimples</u>	<u>Country</u>	<u>Manufacturer</u>
Pole 1: Kira Boon with logo in o Seam 1: K logo Kasco Seam 2: (3 triangles) (5 triangles) (7 triangles) in dot formation <u>view image here</u>	yellow	3P-1c	L-L	250	JPN	Kasco Corporation
Pole 1: Kira Boon with logo in o Seam 1: K logo Kasco Seam 2: (3 triangles) (5 triangles) (7 triangles) in dot formation <u>view image here</u>	orange	3P-1c	L-L	250	JPN	Kasco Corporation
Pole 1: Kira Candy in gold Seam 1: K logo Kasco in gold <u>view image here</u>	yellow	2P-1c	L-L	392	JPN	Kasco Corporation
Pole 1: Kira Candy in gold Seam 1: K logo Kasco in gold <u>view image here</u>	pink	2P-1c	L-L	392	JPN	Kasco Corporation
Pole 1: Kira Candy in gold Seam 1: K logo Kasco in gold <u>view image here</u>	green	2P-1c	L-L	392	JPN	Kasco Corporation
Pole 1: Kira Candy in gold Seam 1: K logo Kasco in gold <u>view image here</u>	purple	2P-1c	L-L	392	JPN	Kasco Corporation
Pole 1: Kira in gold Seam 1: Kira Diamond in gold Seam 2: K logo Kasco in gold <u>view image here</u>	white	4P-2c	I-M	272	JPN	Kasco Corporation
Pole 1: Kira in gold Seam 1: Kira Diamond in gold Seam 2: K logo Kasco in gold <u>view image here</u>	yellow	4P-2c	I-M	272	JPN	Kasco Corporation
Pole 1: Kira in gold Seam 1: Kira Diamond in gold Seam 2: K logo Kasco in gold <u>view image here</u>	green	4P-2c	I-M	272	JPN	Kasco Corporation
Pole 1: Kira in gold Seam 1: Kira Diamond in gold Seam 2: K logo Kasco in gold <u>view image here</u>	red	4P-2c	I-M	272	JPN	Kasco Corporation
Pole 1: Kira in gold Seam 1: Kira Diamond in gold Seam 2: K logo Kasco in gold <u>view image here</u>	blue	4P-2c	I-M	272	JPN	Kasco Corporation
Pole 1: Kira in gold Seam 1: Kira Diamond with (arrow) above and below in gold Seam 2: K logo Kasco in gold <u>view image here</u>	red	3P-2c	I-M	272	JPN	Kasco Corporation
Pole 1: Kira in gold Seam 1: Kira Diamond with (arrow) above and below in gold Seam 2: K logo Kasco in gold <u>view image here</u>	white	3P-2c	I-M	272	JPN	Kasco Corporation
Pole 1: Kira in gold Seam 1: Kira Diamond with (arrow) above and below in gold Seam 2: K logo Kasco in gold <u>view image here</u>	blue	3P-2c	I-M	272	JPN	Kasco Corporation

Effective - 2/4/2026 Thru 3/3/2026

<u>Pole /Seam Marking</u>	<u>Color</u>	<u>Construction</u>	<u>Spin Rating</u>	<u>Dimples</u>	<u>Country</u>	<u>Manufacturer</u>
Pole 1: Kira in gold Seam 1: Kira Diamond with (arrow) above and below in gold Seam 2: K logo Kasco in gold <u>view image here</u>	yellow	3P-2c	L-M	272	JPN	Kasco Corporation
Pole 1: Kira ★ Max in navy Seam 1: K logo Kasco in navy <u>view image here</u>	white	2P-1c	L-L	392	JPN	Kasco Corporation
Pole 1: Kira ★ Max in navy Seam 1: K logo Kasco in navy <u>view image here</u>	orange	2P-1c	L-L	392	JPN	Kasco Corporation
Pole 1: Kira ★ Max in navy Seam 1: K logo Kasco in navy <u>view image here</u>	green	2P-1c	L-L	392	JPN	Kasco Corporation
Pole 1: Kira ★ Max in navy Seam 1: K logo Kasco in navy <u>view image here</u>	yellow	2P-1c	L-L	392	JPN	Kasco Corporation
Pole 1: Kira ★ Max in navy Seam 1: K logo Kasco in navy <u>view image here</u>	blue	2P-1c	L-L	392	JPN	Kasco Corporation
Pole 1: Kira ★ Max in navy Seam 1: K logo Kasco in navy <u>view image here</u>	red	2P-1c	L-L	392	JPN	Kasco Corporation
Pole 1: Kira ★ Max in navy Seam 1: K logo Kasco in white <u>view image here</u>	green	2P-1c	L-L	392	JPN	Kasco Corporation
Pole 1: Kira ★ Max in navy Seam 1: K logo Kasco in white <u>view image here</u>	blue	2P-1c	L-L	392	JPN	Kasco Corporation
Pole 1: Kira ★ Star in navy Seam 1: K logo Kasco in navy <u>view image here</u>	orange	2P-1c	L-L	392	JPN	Kasco Corporation
Pole 1: Kira ★ Star in navy Seam 1: K logo Kasco in navy <u>view image here</u>	pink	2P-1c	L-L	392	JPN	Kasco Corporation
Pole 1: Kira ★ Star in navy Seam 1: K logo Kasco in navy <u>view image here</u>	red	2P-1c	L-L	392	JPN	Kasco Corporation
Pole 1: Kira ★ Star in navy Seam 1: K logo Kasco in navy <u>view image here</u>	blue	2P-1c	L-L	392	JPN	Kasco Corporation
Pole 1: Kira ★ Star in navy Seam 1: K logo Kasco in navy <u>view image here</u>	white	2P-1c	L-L	392	JPN	Kasco Corporation
Pole 1: Kira ★ Star in purple Seam 1: K logo Kasco in purple <u>view image here</u>	yellow	2P-1c	L-L	392	JPN	Kasco Corporation
Pole 1: Kira ★ Star in purple Seam 1: K logo Kasco in purple <u>view image here</u>	green	2P-1c	L-L	392	JPN	Kasco Corporation

Effective - 2/4/2026 Thru 3/3/2026

<u>Pole /Seam Marking</u>	<u>Color</u>	<u>Construction</u>	<u>Spin Rating</u>	<u>Dimples</u>	<u>Country</u>	<u>Manufacturer</u>
Pole 1: Kira Sweet and symbol in grey Seam 1: K logo Kasco in grey <u>view image here</u>	pink	3P-1c	L-L	252	JPN	Kasco Corporation
Pole 1: Kira Sweet and symbol in grey Seam 1: K logo Kasco in grey <u>view image here</u>	green	3P-1c	L-L	252	JPN	Kasco Corporation
Pole 1: Kira Sweet and symbol in grey Seam 1: K logo Kasco in grey <u>view image here</u>	orange	3P-1c	L-L	252	JPN	Kasco Corporation
Pole 1: Kira Sweet and symbol in grey Seam 1: K logo Kasco in grey <u>view image here</u>	yellow	3P-1c	L-L	252	JPN	Kasco Corporation
Pole 1: Kira V Star in navy Seam 1: K logo Kasco in navy <u>view image here</u>	yellow	2P-1c	L-L	392	JPN	Kasco Corporation
Pole 1: Kira V Star in navy Seam 1: K logo Kasco in navy <u>view image here</u>	orange	2P-1c	L-L	392	JPN	Kasco Corporation
Pole 1: Kira V Star in navy Seam 1: K logo Kasco in navy <u>view image here</u>	pink	2P-1c	L-L	392	JPN	Kasco Corporation
Pole 1: Kira V Star in navy Seam 1: K logo Kasco in navy <u>view image here</u>	red	2P-1c	L-L	392	JPN	Kasco Corporation
Pole 1: Kira V Star in navy Seam 1: K logo Kasco in navy <u>view image here</u>	white	2P-1c	L-L	392	JPN	Kasco Corporation
Pole 1: Kira V Star in navy Seam 1: K logo Kasco in navy <u>view image here</u>	blue	2P-1c	L-L	392	JPN	Kasco Corporation
Pole 1: KiraLine in silver Pole 2: K logo Kasco in silver <u>view image here</u>	white/red	3P-1c	L-M	372	JPN	Kasco Corporation
Pole 1: KiraLine in silver Pole 2: K logo Kasco in silver <u>view image here</u>	yellow/bl ue	3P-1c	L-M	372	JPN	Kasco Corporation
Pole 1: KiraLine in silver Pole 2: K logo Kasco in silver <u>view image here</u>	yellow/pi nk	3P-1c	L-M	372	JPN	Kasco Corporation
Pole 1: Kirkland Signature with Signature in red Seam 1: << Performance + >> <u>view image here</u>	white	3P-1c	M-H	338	USA	SM Global, LLC
Pole 1: Kirkland Signature with Signature in red Seam 1: << Performance +>> <u>view image here</u>	yellow	3P-1c	M-H	338	USA	SM Global, LLC
Pole 1: Kirkland Signature with Signature in red Seam 1: < Performance + > with < > in white <u>view image here</u>	white	3P-1c	M-H	338	USA	SM Global, LLC

Effective - 2/4/2026 Thru 3/3/2026

<u>Pole /Seam Marking</u>	<u>Color</u>	<u>Construction</u>	<u>Spin Rating</u>	<u>Dimples</u>	<u>Country</u>	<u>Manufacturer</u>
Pole 1: Kirkland Signature with Signature in red Seam 1: < Performance + > with < > in yellow <u>view image here</u>	yellow	3P-1c	M-H	338	USA	SM Global, LLC
Pole 1: KLEEN Seam 1: (line) KL-2 (line) with — — above and below <u>view image here</u>	white	2P-1c	M-M	332	CHN	Qingdao Oudun Sports Goods Co Ltd
Pole 1: Kolwin in blue with Paw print in red Seam 1: Cat logo in blue/white with Take it Easy in blue above Seam 2: Kolwin in tee logo in blue/white with paw prints above and below in red <u>view image here</u>	white	2P-1c	M-M	350	JPN	Alpen Co. Ltd.
Pole 1: Kolwin in white with Paw print in blue Seam 1: Cat logo with Take it Easy above in white Seam 2: Kolwin in tee logo in white with paw prints above and below in blue <u>view image here</u>	pink	2P-1c	M-M	350	JPN	Alpen Co. Ltd.
Pole 1: LAGolf ball with ball in red Seam 1: ◀ Beverly Hills ▶ <u>view image here</u>	white	4P-1c	L-H	350	USA	LA Golf
Pole 1: Legato LTX 3085 Seam 1: Bold Track in white in black line w/ vertical cross section line <u>view image here</u>	white	3P-1c	L-M	350	USA	Legato Golf
Pole 1: M Member's Mark Seam 1: ◀ Pro Series 2 ▶ <u>view image here</u>	yellow	3P-2c	M-H	338	USA	Sam's Club
Pole 1: M Member's Mark Seam 1: ◀ Pro Series 2 ▶ <u>view image here</u>	white	3P-2c	M-H	338	USA	Sam's Club
Pole 1: MacGregor Seam 1: ← MCG Distance → in white box <u>view image here</u>	white	2P-1c	M-H	332	USA	Golf Gifts & Gallery Inc.
Pole 1: MacGregor Seam 1: ← MCG Feel → in white box <u>view image here</u>	white	2P-1c	M-H	332	USA	Golf Gifts & Gallery Inc.
Pole 1: MacGregor Seam 1: ← MCG Lady → in white box <u>view image here</u>	white	2P-1c	M-H	332	USA	Golf Gifts & Gallery Inc.
Pole 1: MacGregor Seam 1: UFO in blue in oval symbol <u>view image here</u>	blue	2P-1c	L-M	352	USA	Golf Gifts & Gallery Inc.
Pole 1: MacGregor Seam 1: UFO in green in oval symbol <u>view image here</u>	green	2P-1c	L-M	352	USA	Golf Gifts & Gallery Inc.
Pole 1: MacGregor Seam 1: UFO in orange in oval symbol <u>view image here</u>	orange	2P-1c	L-M	352	USA	Golf Gifts & Gallery Inc.
Pole 1: MacGregor Seam 1: UFO in white in oval symbol <u>view image here</u>	white	2P-1c	L-M	352	USA	Golf Gifts & Gallery Inc.

Effective - 2/4/2026 Thru 3/3/2026

<u>Pole /Seam Marking</u>	<u>Color</u>	<u>Construction</u>	<u>Spin Rating</u>	<u>Dimples</u>	<u>Country</u>	<u>Manufacturer</u>
Pole 1: MacGregor Seam 1: UFO in yellow in oval symbol <u>view image here</u>	yellow	2P-1c	L-M	352	USA	Golf Gifts & Gallery Inc.
Pole 1: Marathon Seam 1: — Srixon — <u>view image here</u>	white	2P-1c	L-L	333	JPN	Sumitomo Rubber Industries, Ltd.
Pole 1: Marathon Flight Speed Seam 1: — Srixon — <u>view image here</u>	white	2P-1c	L-L	328	JPN	Sumitomo Rubber Industries, Ltd.
Pole 1: Masters in green Seam 1: Srixon (arrow) ===== (arrow) Z-Star XV in green Seam 2: yellow/green logo with red flag <u>view image here</u>	white	3P-1c	M-H	338	JPN	Sumitomo Rubber Industries, Ltd.
Pole 1: Masters in green Seam 1: Srixon <<< ===== >>> Z-Star XV in green Seam 2: yellow/green logo with red flag <u>view image here</u>	white	4P-1c	M-H	338	JPN	Sumitomo Rubber Industries, Ltd.
Pole 1: Masters in green Seam 1: Srixon < ————— > Z-Star XV in green Seam 2: yellow/green logo with red flag <u>view image here</u>	white	3P-1c	M-H	338	JPN	Sumitomo Rubber Industries, Ltd.
Pole 1: Maxfli Pole 2: < Tour X > with stars of various colors above and below <u>view image here</u>	white	4P-3c	L-H	336	USA	Dick's Sporting Goods
Pole 1: Maxfli Pole 2: < Tour > with stars of various colors above and below <u>view image here</u>	white	3P-2c	L-H	318	USA	Dick's Sporting Goods
Pole 1: Maxfli Pole 2: < Trifli > with skull above and below <u>view image here</u>	white	3P-2c	L-H	374	USA	Dick's Sporting Goods
Pole 1: Maxfli Seam 1: (long arrow) Tour (long arrow) with slashed and solid alignment arrows above and below around the ball <u>view image here</u>	white	3P-2c	L-H	318	USA	Dick's Sporting Goods
Pole 1: Maxfli Seam 1: (long arrow) Tour (long arrow) with slashed and solid alignment arrows above and below around the ball in green <u>view image here</u>	white	3P-2c	L-H	318	USA	Dick's Sporting Goods
Pole 1: Maxfli Seam 1: (long arrow) Tour S (long arrow) with slashed and solid alignment arrows above and below around the ball <u>view image here</u>	white	3P-2c	L-H	336	USA	Dick's Sporting Goods
Pole 1: Maxfli Seam 1: (long arrow) Tour X (long arrow) with slashed and solid alignment arrows above and below around the ball <u>view image here</u>	white	4P-3c	L-H	336	USA	Dick's Sporting Goods
Pole 1: Maxfli Seam 1: (long arrow) Tour X (long arrow) with slashed and solid alignment arrows above and below around the ball in green <u>view image here</u>	white	4P-3c	L-H	336	USA	Dick's Sporting Goods
Pole 1: Maxfli Seam 1: < (slashed line) Tour (slashed line) > <u>view image here</u>	yellow	3P-2c	L-H	318	USA	Dick's Sporting Goods





















Effective - 2/4/2026 Thru 3/3/2026

<u>Pole /Seam Marking</u>	<u>Color</u>	<u>Construction</u>	<u>Spin Rating</u>	<u>Dimples</u>	<u>Country</u>	<u>Manufacturer</u>
Pole 1: Maxfli Seam 1: < (slashed line) Tour (slashed line) > <u>view image here</u>	white	3P-2c	L-H	318	USA	Dick's Sporting Goods
Pole 1: Maxfli Seam 1: < (slashed line) Tour S (slashed line) > <u>view image here</u>	white	3P-2c	L-H	336	USA	Dick's Sporting Goods
Pole 1: Maxfli Seam 1: < (slashed line) Tour S (slashed line) > <u>view image here</u>	yellow	3P-2c	L-H	336	USA	Dick's Sporting Goods
Pole 1: Maxfli Seam 1: < (slashed line) Tour X - LS (slashed line) > <u>view image here</u>	white	4P-3c	L-H	336	USA	Dick's Sporting Goods
Pole 1: Maxfli Seam 1: < (slashed line) Tour X (slashed line) > <u>view image here</u>	white	4P-3c	L-H	336	USA	Dick's Sporting Goods
Pole 1: Maxfli Seam 1: < (slashed line) Tour X (slashed line) > <u>view image here</u>	yellow	4P-3c	L-H	336	USA	Dick's Sporting Goods
Pole 1: Maxfli Seam 1: < Softfli > with line above and below in blue <u>view image here</u>	white	2P-1c	L-H	332	USA	Dick's Sporting Goods
Pole 1: Maxfli Seam 1: < Softfli > with line above and below in green <u>view image here</u>	white	2P-1c	L-H	332	USA	Dick's Sporting Goods
Pole 1: Maxfli Seam 1: < Softfli > with line above and below in orange <u>view image here</u>	white	2P-1c	L-H	332	USA	Dick's Sporting Goods
Pole 1: Maxfli Seam 1: < Softfli > with line above and below in pink <u>view image here</u>	white	2P-1c	L-H	332	USA	Dick's Sporting Goods
Pole 1: Maxfli Seam 1: < Softfli > with slashed line above and below <u>view image here</u>	green	2P-1c	L-H	332	USA	Dick's Sporting Goods
Pole 1: Maxfli Seam 1: < Softfli > with slashed line above and below <u>view image here</u>	red	2P-1c	L-H	332	USA	Dick's Sporting Goods
Pole 1: Maxfli Seam 1: < Softfli > with slashed line above and below <u>view image here</u>	yellow	2P-1c	L-H	332	USA	Dick's Sporting Goods
Pole 1: Maxfli Seam 1: < Softfli > with slashed line above and below <u>view image here</u>	green	2P-1c	L-H	332	USA	Dick's Sporting Goods
Pole 1: Maxfli Seam 1: < Softfli > with slashed line above and below <u>view image here</u>	pink	2P-1c	L-H	332	USA	Dick's Sporting Goods
Pole 1: Maxfli Seam 1: < Softfli > with slashed line above and below <u>view image here</u>	blue	2P-1c	L-H	332	USA	Dick's Sporting Goods

Effective - 2/4/2026 Thru 3/3/2026

<u>Pole /Seam Marking</u>	<u>Color</u>	<u>Construction</u>	<u>Spin Rating</u>	<u>Dimples</u>	<u>Country</u>	<u>Manufacturer</u>
Pole 1: Maxfli Seam 1: < Softfli > with slashed line above and below <u>view image here</u>	white	2P-1c	L-H	332	USA	Dick's Sporting Goods
Pole 1: Maxfli Seam 1: < Softfli > with slashed line above and below in blue <u>view image here</u>	white	2P-1c	L-H	332	USA	Dick's Sporting Goods
Pole 1: Maxfli Seam 1: < Straightfli > with line above and below in blue <u>view image here</u>	white	2P-1c	L-M	374	USA	Dick's Sporting Goods
Pole 1: Maxfli Seam 1: < Straightfli > with line above and below in green <u>view image here</u>	white	2P-1c	L-M	374	USA	Dick's Sporting Goods
Pole 1: Maxfli Seam 1: < Straightfli > with line above and below in orange <u>view image here</u>	white	2P-1c	L-M	374	USA	Dick's Sporting Goods
Pole 1: Maxfli Seam 1: < Straightfli > with line above and below in pink <u>view image here</u>	white	2P-1c	L-M	374	USA	Dick's Sporting Goods
Pole 1: Maxfli Seam 1: < Straightfli > with slashed line above and below <u>view image here</u>	orange	2P-1c	L-M	374	USA	Dick's Sporting Goods
Pole 1: Maxfli Seam 1: < Straightfli > with slashed line above and below <u>view image here</u>	green	2P-1c	L-M	374	USA	Dick's Sporting Goods
Pole 1: Maxfli Seam 1: < Straightfli > with slashed line above and below <u>view image here</u>	yellow	2P-1c	L-M	374	USA	Dick's Sporting Goods
Pole 1: Maxfli Seam 1: < Straightfli > with slashed line above and below in green <u>view image here</u>	white	2P-1c	L-M	374	USA	Dick's Sporting Goods
Pole 1: Maxfli Seam 1: < Trifli > with slashed line above and below in orange <u>view image here</u>	white	3P-2c	L-H	374	USA	Dick's Sporting Goods
Pole 1: Maxfli Seam 1: < IC324 > <u>view image here</u>	white	3P-1c	L-L	324	JPN	Sumitomo Rubber Industries, Ltd.
Pole 1: Maxfli Special <u>view image here</u>	white	2P-1c	L-L	432	JPN	Sumitomo Rubber Industries, Ltd.
Pole 1: Maxfli with circle symbol Seam 1: ◀ ▪ Softfli ▪ ▶ in black with line above and below in blue <u>view image here</u>	white	2P-1c	L-H	332	USA	Dick's Sporting Goods
Pole 1: Maxfli with circle symbol Seam 1: ◀ ▪ Softfli ▪ ▶ with line above and below in gray <u>view image here</u>	yellow	2P-1c	L-H	332	USA	Dick's Sporting Goods
Pole 1: Maxfli with circle symbol Seam 1: ◀ ▪ Tour (CG symbol) CG ▪ ▶ <u>view image here</u>	yellow	3P-2c	L-H	318	USA	Dick's Sporting Goods
Pole 1: Maxfli with circle symbol Seam 1: ◀ ▪ Tour (CG symbol) CG ▪ ▶ <u>view image here</u>	white	3P-2c	L-H	318	USA	Dick's Sporting Goods

Effective - 2/4/2026 Thru 3/3/2026

<u>Pole /Seam Marking</u>	<u>Color</u>	<u>Construction</u>	<u>Spin Rating</u>	<u>Dimples</u>	<u>Country</u>	<u>Manufacturer</u>
Pole 1: Maxfli with circle symbol Seam 1:  Straightfli  with line above and below in gray view image here	yellow	2P-1c	L-M	374	USA	Dick's Sporting Goods
Pole 1: Maxfli with circle symbol Seam 1:  Tour (CG symbol) CG  with (CG symbol) in white/black and line above and below view image here	white	3P-2c	L-H	318	USA	Dick's Sporting Goods
Pole 1: Maxfli with circle symbol Seam 1:  Tour S (CG symbol) CG  view image here	yellow	3P-2c	L-H	336	USA	Dick's Sporting Goods
Pole 1: Maxfli with circle symbol Seam 1:  Tour S (CG symbol) CG  view image here	white	3P-2c	L-H	336	USA	Dick's Sporting Goods
Pole 1: Maxfli with circle symbol Seam 1:  Tour X (CG symbol) CG  view image here	white	4P-3c	L-H	318	USA	Dick's Sporting Goods
Pole 1: Maxfli with circle symbol Seam 1:  Tour X (CG symbol) CG  view image here	yellow	4P-3c	L-H	318	USA	Dick's Sporting Goods
Pole 1: Maxfli with circle symbol Seam 1:  Tour (CG symbol) CG within alignment arrows around ball view image here	white	3P-2c	L-H	318	USA	Dick's Sporting Goods
Pole 1: Maxfli with circle symbol Seam 1:  Tour X (CG symbol) CG within alignment arrows around ball view image here	white	4P-3c	L-H	318	USA	Dick's Sporting Goods
Pole 1: Maxfli with dotted fading circle pattern Pole 2: < Trifli > with dotted fading circle pattern Seam 1: Alignment lines in various colors view image here	yellow	3P-2c	L-H	374	USA	Dick's Sporting Goods
Pole 1: Maxfli with dotted fading circle pattern Pole 2: < Trifli > with dotted fading circle pattern Seam 1: Alignment lines in various colors view image here	white	3P-2c	L-H	374	USA	Dick's Sporting Goods
Pole 1: Maxfli Wizard in navy Seam 1:  with line above and below and vertical line strikethrough in navy view image here	white	2P-1c	L-L	324	JPN	Sumitomo Rubber Industries, Ltd.
Pole 1: Maxfli Wizard in navy Seam 1:  with line above and below and vertical line strikethrough in navy view image here	yellow	2P-1c	L-L	324	JPN	Sumitomo Rubber Industries, Ltd.
Pole 1: Merit Seam 1:  Earn It  Seam 2: M1 view image here	white	3P-2c	M-H	322	USA	Merit Golf
Pole 1: Merit Seam 1:  Focus  Seam 2: M1s view image here	white	3P-2c	M-H	322	USA	Merit Golf
Pole 1: Mizuno Pro with Mizuno Runbird logo Seam 1: < (double line) S (double line) > view image here	yellow	3P-2c	M-H	332	JPN	Mizuno Corporation

Effective - 2/4/2026 Thru 3/3/2026

<u>Pole /Seam Marking</u>	<u>Color</u>	<u>Construction</u>	<u>Spin Rating</u>	<u>Dimples</u>	<u>Country</u>	<u>Manufacturer</u>
Pole 1: Mizuno Pro with Mizuno Runbird logo Seam 1: ◀ (double line) S (double line) ▶ <u>view image here</u>	white	3P-2c	M-H	332	JPN	Mizuno Corporation
Pole 1: Mizuno Pro with Mizuno Runbird logo Seam 1: ◀ (double line) x (double line) ▶ with x in blue <u>view image here</u>	white	3P-2c	M-H	332	JPN	Mizuno Corporation
Pole 1: Mizuno Pro with Mizuno Runbird logo Seam 1: ◀ (double line) x (double line) ▶ with x in blue <u>view image here</u>	yellow	3P-2c	M-H	332	JPN	Mizuno Corporation
Pole 1: Mizuno Pro with Mizuno Runbird logo Seam 1: ◀ (double line) z (double line) ▶ <u>view image here</u>	white	4P-2c	M-H	332	JPN	Mizuno Corporation
Pole 1: Mizuno Runbird logo Seam 1: (split arrow) S332 (split arrow) <u>view image here</u>	white	2P-2c	M-M	332	JPN	Mizuno Corporation
Pole 1: Mizuno Runbird logo Seam 1: ◀ RB 566 V ▶ with V in blue <u>view image here</u>	white	3P-2c	M-M	566	JPN	Mizuno Corporation
Pole 1: Mizuno Runbird logo Seam 1: < RB MAX > in white in double sided black arrow <u>view image here</u>	white	3P-1c	M-M	336	JPN	Mizuno Corporation
Pole 1: Mizuno Runbird logo Seam 1: < RB MAX > in yellow in double sided black arrow <u>view image here</u>	yellow	3P-1c	M-M	336	JPN	Mizuno Corporation
Pole 1: Mizuno Runbird logo Seam 1: — D201 — with D201 in red with line above and below <u>view image here</u>	white	2P-1c	L-L	333	JPN	Mizuno Corporation
Pole 1: Mizuno Runbird logo Seam 1: — D201 — with line above and below <u>view image here</u>	orange	2P-1c	L-L	333	JPN	Mizuno Corporation
Pole 1: Mizuno Runbird logo Seam 1: ◀ Nexdrive ▶ <u>view image here</u>	orange	2P-1c	L-L	566	JPN	Mizuno Corporation
Pole 1: Mizuno Runbird logo Seam 1: ◀ Nexdrive ▶ <u>view image here</u>	yellow	2P-1c	L-L	566	JPN	Mizuno Corporation
Pole 1: Mizuno Runbird logo Seam 1: ◀ Nexdrive ▶ <u>view image here</u>	white	2P-1c	M-M	566	JPN	Mizuno Corporation
Pole 1: Mizuno Runbird logo Seam 1: — RB Tour — <u>view image here</u>	white	3P-2c	M-H	272	JPN	Mizuno Corporation
Pole 1: Mizuno Runbird logo Seam 1: — RB Tour X — with X in blue <u>view image here</u>	white	3P-2c	M-H	272	JPN	Mizuno Corporation
Pole 1: Mizuno Runbird logo in blue Seam 1: RB566 in split arrow in blue <u>view image here</u>	orange	2P-1c	L-L	566	JPN	Mizuno Corporation

Effective - 2/4/2026 Thru 3/3/2026

<u>Pole /Seam Marking</u>	<u>Color</u>	<u>Construction</u>	<u>Spin Rating</u>	<u>Dimples</u>	<u>Country</u>	<u>Manufacturer</u>
Pole 1: Mizuno Runbird logo in blue Seam 1: RB566 in split arrow in blue <u>view image here</u>	yellow	2P-1c	L-L	566	JPN	Mizuno Corporation
Pole 1: Mizuno Runbird logo in blue Seam 1: RB566 in split arrow in blue <u>view image here</u>	white	2P-1c	L-L	566	JPN	Mizuno Corporation
Pole 1: Mizuno Runbird logo in navy Seam 1: ◀ RB 566 ▶ in navy <u>view image here</u>	yellow	2P-1c	M-M	566	JPN	Mizuno Corporation
Pole 1: Mizuno Runbird logo in navy Seam 1: ◀ RB 566 ▶ in navy <u>view image here</u>	orange	2P-1c	M-M	566	JPN	Mizuno Corporation
Pole 1: Mizuno Runbird logo in navy Seam 1: ◀ RB 566 ▶ in navy <u>view image here</u>	white	2P-1c	M-M	566	JPN	Mizuno Corporation
Pole 1: MYNT with M logo Seam 1: Ambition . Tour in white in black arrow with line above and below <u>view image here</u>	white	3P-2c	L-M	350	GER	MYNT Golf
Pole 1: MYNT with M logo Seam 1: Talent . Soft in white in black arrow with line above and below <u>view image here</u>	white	2P-1c	L-M	350	GER	MYNT Golf
Pole 1: MYNT with M logo Seam 1: Wizard . Pro in white in black arrow with line above and below <u>view image here</u>	white	3P-2c	L-H	350	GER	MYNT Golf
Pole 1: Nassau Seam 1: ◀ CYBER ➔ <u>view image here</u>	white	2P-1c	M-	332	NED	Nassau Golf
Pole 1: Nassau Seam 1: ◀ PRO CYBER ➔ <u>view image here</u>	white	3P-2c	M-	332	NED	Nassau Golf
Pole 1: Nassau Seam 1: ◀ QUATTRO ➔ <u>view image here</u>	white	4P-2c	M-	332	NED	Nassau Golf
Pole 1: Newing Super Mild III Seam 1: Target point with line <u>view image here</u>	yellow	3P-2c	L-L	326	JPN	Bridgestone Sports Co. Ltd.
Pole 1: Newing Super Mild III Seam 1: Target point with line <u>view image here</u>	red	3P-2c	L-L	326	JPN	Bridgestone Sports Co. Ltd.
Pole 1: Newing Super Mild III in blue Seam 1: Target point and line in blue <u>view image here</u>	white	3P-2c	L-L	326	JPN	Bridgestone Sports Co. Ltd.
Pole 1: Newing Super Mild III in gold Seam 1: Target Point and line in gold <u>view image here</u>	white	3P-2c	L-L	326	JPN	Bridgestone Sports Co. Ltd.
Pole 1: Nexgen Seam 1: (long arrow) Tour Spec (long arrow) with (long arrows) in white <u>view image here</u>	white	3P-2c	L-M	330	JPN	Golf Partner Co., Ltd.

Effective - 2/4/2026 Thru 3/3/2026

<u>Pole /Seam Marking</u>	<u>Color</u>	<u>Construction</u>	<u>Spin Rating</u>	<u>Dimples</u>	<u>Country</u>	<u>Manufacturer</u>
Pole 1: Nexgen Seam 1: (long arrow) Tour Spec (long arrow) with (long arrows) in yellow <u>view image here</u>	yellow	3P-2c	L-M	330	JPN	Golf Partner Co., Ltd.
Pole 1: Nexgen Seam 1: D-Spec with horizontal and vertical line above and below <u>view image here</u>	white	3P-2c	L-L	302	JPN	Golf Partner Co., Ltd.
Pole 1: Nexgen Seam 1: D-Spec with horizontal and vertical line above and below <u>view image here</u>	orange	3P-2c	L-L	302	JPN	Golf Partner Co., Ltd.
Pole 1: Nexgen Seam 1: D-Spec with horizontal and vertical line above and below <u>view image here</u>	yellow	3P-2c	L-L	302	JPN	Golf Partner Co., Ltd.
Pole 1: Nexgen in gold Seam 1: (long arrow) Tour Spec (long arrow) in gold with (long arrows) in white <u>view image here</u>	white	3P-2c	L-M	330	JPN	Golf Partner Co., Ltd.
Pole 1: Nexgen in gold Seam 1: D-Spec with horizontal and vertical line above and below in gold <u>view image here</u>	white	3P-2c	L-L	302	JPN	Golf Partner Co., Ltd.
Pole 1: Nitro in white in 360 alignment bars in various colors Seam 1: UD X-1 in white in 360 alignment bar in various colors <u>view image here</u>	white	2P-1c	L-M	352	USA	Golf Gifts & Gallery Inc.
Pole 1: Odin Seam 1: ◀ Odin X1 ▶ <u>view image here</u>	white	3P-1c	L-M	350	USA	ODIN Golf, Inc.
Pole 1: Onoff in navy Seam 1: ← SD247S → <u>view image here</u>	white	4P-2c	L-M	252	JPN	Globeride, Inc.
Pole 1: Phoenix Golf with golf in black box Seam 1: ◀ PRO ▶ with Pro in black box <u>view image here</u>	white	5P-3c	M-	322	UK	Phoenix Golf Ltd
Pole 1: Phyz and symbol in gold Seam 1: (split arrow) Phyz 5 (split arrow) in gold <u>view image here</u>	white	4P-3c	L-L	338	JPN	Bridgestone Sports Co. Ltd.
Pole 1: Phyz and symbol in green Seam 1: (split arrow) Phyz 5 (split arrow) in green <u>view image here</u>	green	4P-3c	L-L	338	JPN	Bridgestone Sports Co. Ltd.
Pole 1: Phyz and symbol in purple Seam 1: (split arrow) Phyz 5 (split arrow) in purple <u>view image here</u>	pink	4P-3c	L-L	338	JPN	Bridgestone Sports Co. Ltd.
Pole 1: Phyz in green with symbol in gold Seam 1: (split arrow) Phyz 5 (split arrow) in green <u>view image here</u>	white	4P-3c	L-L	338	JPN	Bridgestone Sports Co. Ltd.
Pole 1: Phyz Premium in gold Seam 1: line and diamond in gold <u>view image here</u>	white	4P-3c	L-L	302	JPN	Bridgestone Sports Co. Ltd.
Pole 1: Phyz with symbol Seam 1: (split arrow) Phyz 5 (split arrow) <u>view image here</u>	yellow	4P-3c	L-L	338	JPN	Bridgestone Sports Co. Ltd.

Effective - 2/4/2026 Thru 3/3/2026

<u>Pole /Seam Marking</u>	<u>Color</u>	<u>Construction</u>	<u>Spin Rating</u>	<u>Dimples</u>	<u>Country</u>	<u>Manufacturer</u>
Pole 1: Pinetree Seam 1: — PROSoft — with line above and below <u>view image here</u>	yellow	2P-1c	M-H	332	DEN	Pinetree (Astronaut Aps)
Pole 1: Pinetree Seam 1: — PROSoft — with Soft in green with line above and below <u>view image here</u>	white	2P-1c	M-H	332	DEN	Pinetree (Astronaut Aps)
Pole 1: Pinetree Seam 1: — TQS — with line above and below <u>view image here</u>	yellow	3P-1c	M-H	332	DEN	Pinetree (Astronaut Aps)
Pole 1: Pinetree Seam 1: — TQS — with S in blue with line above and below <u>view image here</u>	white	3P-1c	M-H	332	DEN	Pinetree (Astronaut Aps)
Pole 1: Pinetree Seam 1: — TQX — with line above and below <u>view image here</u>	yellow	3P-1c	M-H	332	DEN	Pinetree (Astronaut Aps)
Pole 1: Pinetree Seam 1: — TQX — with X in green with line above and below <u>view image here</u>	white	3P-1c	M-H	332	DEN	Pinetree (Astronaut Aps)
Pole 1: Pinnacle with jet trail logo Seam 1: (wedge) Distance <u>view image here</u>	yellow	2P-1c	L-L	332	USA	Acushnet Company
Pole 1: Pinnacle with jet trail logo Seam 1: (wedge) Distance <u>view image here</u>	white	2P-1c	L-L	332	USA	Acushnet Company
Pole 1: Pinnacle with jet trail logo Seam 1: — Exception — in blue <u>view image here</u>	white	2P-1c	L-L	332	USA	Acushnet Company
Pole 1: Pinnacle with jet trail logo Seam 1: — Rush — <u>view image here</u>	yellow	2P-1c	L-L	332	USA	Acushnet Company
Pole 1: Pinnacle with jet trail logo Seam 1: — Rush — <u>view image here</u>	white	2P-1c	L-L	332	USA	Acushnet Company
Pole 1: Pinnacle with jet trail logo Seam 1: — Soft — <u>view image here</u>	white	2P-1c	L-L	332	USA	Acushnet Company
Pole 1: Precept Seam 1: <⌂ PR1 ⌋> in green <u>view image here</u>	yellow	3P-2c	L-L	326	JPN	Bridgestone Sports Co. Ltd.
Pole 1: Precept Seam 1: <⌂ PR1 ⌋> in green <u>view image here</u>	white	3P-2c	L-L	326	JPN	Bridgestone Sports Co. Ltd.
Pole 1: Precept Seam 1: ■■■■ PR1 in green <u>view image here</u>	white	3P-2c	L-L	326	JPN	Bridgestone Sports Co. Ltd.
Pole 1: Precept Seam 1: Laddie symbol in green with Laddie in white <u>view image here</u>	white	2P-1c	L-L	372	JPN	Bridgestone Sports Co. Ltd.

Effective - 2/4/2026 Thru 3/3/2026

<u>Pole /Seam Marking</u>	<u>Color</u>	<u>Construction</u>	<u>Spin Rating</u>	<u>Dimples</u>	<u>Country</u>	<u>Manufacturer</u>
Pole 1: Precept Seam 1: Precept ◀ Power Drive ▶ view image here	white	2P-1c	L-L	372	JPN	Bridgestone Sports Co. Ltd.
Pole 1: PRGR Seam 1: (three lines) RS (three lines) Spin with (three lines) in silver view image here	white	3P-2c	L-H	326	JPN	PRGR Co., Ltd.
Pole 1: PRGR Seam 1: — RS — view image here	white	3P-2c	L-H	326	JPN	PRGR Co., Ltd.
Pole 1: PRGR Seam 1: — RS — view image here	yellow	3P-2c	L-H	326	JPN	PRGR Co., Ltd.
Pole 1: PRGR Seam 1: Soft Distance with line above and below view image here	pink	2P-1c	L-L	330	JPN	PRGR Co., Ltd.
Pole 1: PRGR in gold Seam 1: (three lines) RS (three lines) Spin in gold view image here	white	3P-2c	L-H	326	JPN	PRGR Co., Ltd.
Pole 1: PRGR in silver Seam 1: ◀ SOFT DISTANCE ▶ in red view image here	white	2P-1c	L-L	332	JPN	PRGR Co., Ltd.
Pole 1: PRGR in silver Seam 1: Red Premium in silver with line in red view image here	white	3P-2c	L-L	330	JPN	PRGR Co., Ltd.
Pole 1: PRGR in silver Seam 1: Soft Distance in red with line above and below in silver view image here	white	2P-1c	L-L	330	JPN	PRGR Co., Ltd.
Pole 1: PRGR Premium in gold Seam 1: Distance in white in gold block with gold line above and below view image here	white	3P-2c	L-L	330	JPN	PRGR Co., Ltd.
Pole 1: Profile VMax Seam 1: (long arrow) Wilson (long arrow) view image here	yellow	2P-1c	M-M	400	USA	Wilson Sporting Goods
Pole 1: Profile VMax in pink Seam 1: (long arrow) Wilson (long arrow) view image here	pink	2P-1c	M-M	400	USA	Wilson Sporting Goods
Pole 1: Prostaff FS with FS in red Seam 1: (long arrow) Wilson (long arrow) view image here	white	2P-1c	L-L	440	USA	Wilson Sporting Goods Co.
Pole 1: Purecore Seam 1: Performance + in white in pointed black bar with line above and below view image here	white	3P-1c	M-M	332	USA	PURECORE Golf, LLC
Pole 1: PXG Seam 1: Xtreme Tour in white in black alignment line with vertical cross line view image here	white	3P-1c	M-M	338	USA	PXG-Parsons Xtreme Golf
Pole 1: PXG Seam 1: Xtreme Tour in yellow in black alignment line with vertical cross line view image here	yellow	3P-1c	M-M	338	USA	PXG-Parsons Xtreme Golf

Effective - 2/4/2026 Thru 3/3/2026

<u>Pole /Seam Marking</u>	<u>Color</u>	<u>Construction</u>	<u>Spin Rating</u>	<u>Dimples</u>	<u>Country</u>	<u>Manufacturer</u>
Pole 1: PXG Seam 1: Xtreme Tour X in white in black alignment line with vertical cross line view image here	white	3P-1c	M-M	338	USA	PXG-Parsons Xtreme Golf
Pole 1: QX Soft in red Nassau view image here	white	2P-1c	M-	338	NED	Nassau Golf
Pole 1: Renegade with R and logo in red Seam 1: ⇔ Mbu ⇔ with • under u and line above and below view image here	white	3P-1c	L-H	350	USA	Renegade Golf Company, Inc.
Pole 1: Renegade with R logo in red Seam 1: <<< Mbu Tr3 >>> with • under u with line above and below view image here	white	3P-2c	M-H	322	USA	Renegade Golf Company, Inc.
Pole 1: Reygrande Seam 1: ◀ Long & Soft ▶ with double line above and below view image here	white	2P-1c	L-L	330	JPN	Bridgestone Sports Co. Ltd.
Pole 1: Reygrande Seam 1: ◀ Long & Soft ▶ with double line above and below view image here	yellow	2P-1c	L-L	330	JPN	Bridgestone Sports Co. Ltd.
Pole 1: Riviera Seam 1: (arrow) H.S.R&Soft (arrow) with (arrows) in green view image here	green	2P-1c	M	314	JPN	Chiyoda Co. Ltd.
Pole 1: Riviera Seam 1: (arrow) H.S.R&Soft (arrow) with (arrows) in pink view image here	pink	2P-1c	M	314	JPN	Chiyoda Co. Ltd.
Pole 1: Riviera Seam 1: (arrow) H.S.R&Soft (arrow) with (arrows) in white view image here	white	2P-1c	L-M	314	JPN	Chiyoda Co. Ltd.
Pole 1: Riviera Seam 1: (arrow) H.S.R&Soft (arrow) with (arrows) in yellow view image here	yellow	2P-1c	M	314	JPN	Chiyoda Co. Ltd.
Pole 1: Roued Golf Seam 1: (arrow) Power Distance (arrow) view image here	white	2P-1c	L-L	332	FRA	Roued Golf
Pole 1: Roued Golf Seam 1: (arrow) Soft Touch (arrow) with arrows in black/white and line above and below view image here	white	2P-1c	M-M	332	FRA	Roued Golf
Pole 1: Roued Golf Seam 1: ◀◀ Pure Feel >> with ▲ above and ▼ below view image here	white	3P-1c	L-M	332	FRA	Roued Golf
Pole 1: Royal Maxfli Seam 1: <◄ UC324 ► view image here	white	3P-1c	M-H	324	JPN	Sumitomo Rubber Industries, Ltd.
Pole 1: Royal Maxfli with circle logo in black and white Seam 1: <<<< RM >>>> view image here	white	3P-1c	M-H	324	JPN	Sumitomo Rubber Industries, Ltd.
Pole 1: Royal Maxfli with circle logo in red and white Seam 1: <<<< RM >>>> view image here	white	3P-1c	M-H	324	JPN	Sumitomo Rubber Industries, Ltd.

Effective - 2/4/2026 Thru 3/3/2026

<u>Pole /Seam Marking</u>	<u>Color</u>	<u>Construction</u>	<u>Spin Rating</u>	<u>Dimples</u>	<u>Country</u>	<u>Manufacturer</u>
Pole 1: RZN Ms - Tour Seam 1: (long arrow) with line above and below <u>view image here</u>	white	3P-2c	L-L	344	TWN	Feng Tay Enterprises Co., Ltd.
Pole 1: RZN Ms - Tour Seam 1: (long arrow) with line above and below <u>view image here</u>	yellow	3P-2c	L-L	344	TWN	Feng Tay Enterprises Co., Ltd.
Pole 1: RZN Pro with Pro in gold Seam 1: (long arrow) [] (long arrow) with line above and below <u>view image here</u>	white	4P-2c	L-L	344	TWN	Feng Tay Enterprises Co., Ltd.
Pole 1: SaintNine Seam 1: ◀ Saint Nine N Pro ▶ Seam 2: Lion character in multi colours <u>view image here</u>	white	3P-2c	L-H	332	KOR	Nexen Corporation
Pole 1: SaintNine Seam 1: ◀ Saint Nine N Pro X ▶ Seam 2: Lion character in multi colours <u>view image here</u>	white	4P-2c	L-H	332	KOR	Nexen Corporation
Pole 1: Saintnine Seam 1: ◀ Saintnine N Black ▶ <u>view image here</u>	white	3P-2c	L-H	336	KOR	Nexen Corporation
Pole 1: Saintnine Seam 1: ◀ Saintnine N Gold ▶ <u>view image here</u>	white	4P-3c	L-H	336	KOR	Nexen Corporation
Pole 1: SaintNine Seam 1: ◀ Saintnine Q Soft ▶ Seam 2: lion character in multi colours <u>view image here</u>	yellow	3P-2c	L-M	332	KOR	Nexen Corporation
Pole 1: SaintNine Seam 1: ◀ SaintNine W ▶ with line above and below Seam 2: Lion character in multi colours <u>view image here</u>	white	3P-2c	L-M	332	KOR	Nexen Corporation
Pole 1: SaintNine Seam 1: ◀●●● Saint Nine Q ●●●▶ Seam 2: flamingo character in multi colours <u>view image here</u>	orange	3P-2c	L-M	332	KOR	Nexen Corporation
Pole 1: SaintNine Seam 1: ◀●●● Saint Nine Q ●●●▶ Seam 2: camel character in multi colours <u>view image here</u>	pink	3P-2c	L-M	332	KOR	Nexen Corporation
Pole 1: SaintNine Seam 1: ◀●●● Saint Nine Q ●●●▶ Seam 2: Lion character in multi colours <u>view image here</u>	white	3P-2c	L-M	332	KOR	Nexen Corporation
Pole 1: SaintNine Seam 1: ◀●●● Saint Nine Q ●●●▶ Seam 2: lion character in multi colours <u>view image here</u>	yellow	3P-2c	L-M	332	KOR	Nexen Corporation
Pole 1: SaintNine Seam 1: ◀●●● Saint Nine Q ●●●▶ Seam 2: monkey character in multi colours <u>view image here</u>	green	3P-2c	L-M	332	KOR	Nexen Corporation

Effective - 2/4/2026 Thru 3/3/2026

<u>Pole /Seam Marking</u>	<u>Color</u>	<u>Construction</u>	<u>Spin Rating</u>	<u>Dimples</u>	<u>Country</u>	<u>Manufacturer</u>
Pole 1: Seed with target symbol in black/white Seam 1: <<< (arrow) SD ♦ 15 (arrow) >>> <<< (arrow) SD ♦ 15 (arrow) >>> <<< (arrow) SD ♦ 15 (arrow) >>><<< (arrow) SD ♦ 15 (arrow) >>> view image here	white	2P-1c	M-	338	IRL	Seed Golf Ltd
Pole 1: Seed with target symbol in black/yellow Seam 1: — SEED SD ♦ 05 — view image here	yellow	3P-2c	L-H	336	IRL	Seed Golf Ltd
Pole 1: Seed with target symbol in green/black/white Seam 1: — SD ♦ 02 — view image here	white	4P-1c	L-H	336	IRL	Seed Golf Ltd
Pole 1: Seed with target symbol in green/black/white Seam 1: — SEED SD ♦ 05 — view image here	white	3P-2c	L-H	336	IRL	Seed Golf Ltd
Pole 1: Seed with target symbol in green/black/white Seam 1: — SEED SD ♦ X1 — view image here	white	3P-1c	L-H	318	IRL	Seed Golf Ltd
Pole 1: Smartcore Soft Seam 1: (split long arrow) Wilson (split long arrow) view image here	white	2P-1c	L-L	400	USA	Wilson Sporting Goods
Pole 1: Smiley Face logo in white/black/red Seam 1: ((golf tee) DQ GOLF Logo (golf tee) DRAGON QUEST GOLF with line above and below) Armor Project/Bird Studio/Square Enix in white view image here	blue	3P-2c	M-M	332	JPN	Hokushin Trading Co Ltd
Pole 1: Snell Golf with logo Seam 1: (triple lines) Get Sum (triple lines) view image here	white	2P-1c	L-L	350	USA	Snell Golf
Pole 1: Snell Golf with logo Seam 1: (triple lines) Get Sum (triple lines) view image here	yellow	2P-1c	L-L	350	USA	Snell Golf
Pole 1: Snell Golf with logo Seam 1: ◀ Prime 2.0 ▶ with line over and under view image here	white	2P-1c	L-M	332	USA	Snell Golf
Pole 1: Snell Golf with logo Seam 1: ◀ Prime 2.0 ▶ with line over and under view image here	yellow	2P-1c	L-M	332	USA	Snell Golf
Pole 1: Snell Golf with logo Seam 1: ◀ Prime 3.0 ▶ view image here	white	3P-1c	L-M	332	USA	Snell Golf
Pole 1: Snell Golf with logo Seam 1: ◀ Prime 3.0 ▶ with line over and under view image here	yellow	3P-1c	L-M	332	USA	Snell Golf
Pole 1: Snell Golf with logo Seam 1: ◀ Prime 3.0 ▶ with line over and under view image here	white	3P-2c	L-M	332	USA	Snell Golf
Pole 1: Snell Golf with logo Seam 1: ◀ Prime 4.0 ▶ view image here	white	4P-1c	L-H	332	USA	Snell Golf
Pole 1: Snell Golf with logo Seam 1: ◀ Prime 4.0 ▶ with line over and under view image here	yellow	4P-1c	L-H	332	USA	Snell Golf

Effective - 2/4/2026 Thru 3/3/2026

<u>Pole /Seam Marking</u>	<u>Color</u>	<u>Construction</u>	<u>Spin Rating</u>	<u>Dimples</u>	<u>Country</u>	<u>Manufacturer</u>
Pole 1: Snell Golf with logo Seam 1: ◀ Prime 4.0 ▶ with line over and under <u>view image here</u>	white	4P-3c	L-M	332	USA	Snell Golf
Pole 1: Snyder Seam 1: Sny Ace in white in black line <u>view image here</u>	white	3P-2c	M-	322	GER	Schneider & Schneider Sports GmbH
Pole 1: Snyder Seam 1: Sny Ace in white in red line <u>view image here</u>	white	3P-2c	M-	322	GER	Schneider & Schneider Sports GmbH
Pole 1: Snyder Seam 1: Sny Pro in white in black line <u>view image here</u>	white	5P-3c	M-	322	GER	Schneider & Schneider Sports GmbH
Pole 1: Snyder Seam 1: Sny Pro in white in blue line <u>view image here</u>	white	5P-3c	M-	322	GER	Schneider & Schneider Sports GmbH
Pole 1: Snyder Seam 1: Sny Pro in white with X in gold in black line <u>view image here</u>	white	5P-3c	M-	322	GER	Schneider & Schneider Sports GmbH
Pole 1: Snyder Seam 1: Sny Tour in white in black line <u>view image here</u>	white	3P-2c	M-	322	GER	Schneider & Schneider Sports GmbH
Pole 1: Snyder Seam 1: SOFTPLUS in white in black line <u>view image here</u>	white	2P-1c	M-	440	GER	Schneider & Schneider Sports GmbH
Pole 1: Snyder Seam 1: SYNSPEED in white in black line <u>view image here</u>	white	3P-2c	M-	342	GER	Schneider & Schneider Sports GmbH
Pole 1: Solinco with logo Seam 1: ◀ Sting One ▶ <u>view image here</u>	white	3P-1c	L-	350	KOR	Sam Chang Sports
Pole 1: Spalding Pole 2: S Logo Seam 1: ◀ MADE FOR THE GAME ▶ with slashed line above and below <u>view image here</u>	yellow	2P-1c	M-M	332	JPN	Lezax, Inc.
Pole 1: Spalding Pole 2: S Logo Seam 1: ◀ MADE FOR THE GAME ▶ with slashed line above and below <u>view image here</u>	orange	2P-1c	M-M	332	JPN	Lezax, Inc.
Pole 1: Spalding Pole 2: S Logo Seam 1: ◀ MADE FOR THE GAME ▶ with slashed line above and below <u>view image here</u>	green	2P-1c	M-M	332	JPN	Lezax, Inc.
Pole 1: Spalding Pole 2: S Logo Seam 1: ◀ MADE FOR THE GAME ▶ with slashed line above and below <u>view image here</u>	red	2P-1c	M-M	332	JPN	Lezax, Inc.
Pole 1: Spalding Pole 2: S Logo Seam 1: ◀ MADE FOR THE GAME IM with line above and below ▶ <u>view image here</u>	orange	2P-1c	M-M	332	JPN	Lezax, Inc.

Effective - 2/4/2026 Thru 3/3/2026

<u>Pole /Seam Marking</u>	<u>Color</u>	<u>Construction</u>	<u>Spin Rating</u>	<u>Dimples</u>	<u>Country</u>	<u>Manufacturer</u>
Pole 1: Spalding in blue Pole 2: S Logo in blue Seam 1: ◀ MADE FOR THE GAME ▶ with ◀ ▶ in blue and slashed black/blue line above and below view image here	white	2P-1c	M-M	332	JPN	Lezax, Inc.
Pole 1: Sprite in white/green Seam 1: ← - - - with slashed line above and below in green view image here	green	2P-1c	L-M	332	JPN	Alpen Co. Ltd.
Pole 1: Srixon Pole 2: Ranger view image here	white	2P-1c	L-L	324	JPN	Sumitomo Rubber Industries, Ltd.
Pole 1: Srixon Seam 1: (arrow) AD SPEED in orange in arrow (arrow) with vertical split arrow above and below view image here	orange	2P-1c	M-H	338	JPN	Sumitomo Rubber Industries, Ltd.
Pole 1: Srixon Seam 1: (arrow) AD SPEED in white in blue arrow (arrow) with vertical split arrow above and below in blue view image here	white	2P-1c	M-H	338	JPN	Sumitomo Rubber Industries, Ltd.
Pole 1: Srixon Seam 1: (arrow) AD SPEED in yellow in arrow (arrow) with vertical split arrow above and below view image here	yellow	2P-1c	M-H	338	JPN	Sumitomo Rubber Industries, Ltd.
Pole 1: Srixon Seam 1: (arrow) TRI-STAR in white in green arrow (arrow) with vertical split arrow above and below in green view image here	white	3P-1c	M-H	338	JPN	Sumitomo Rubber Industries, Ltd.
Pole 1: Srixon Seam 1: (arrow) Z - Star (arrow) with (arrows) in Grey view image here	white	3P-1c	M-H	338	JPN	Sumitomo Rubber Industries, Ltd.
Pole 1: Srixon Seam 1: (arrow) Z - Star (arrow) with (arrows) in white view image here	white	3P-1c	M-H	338	JPN	Sumitomo Rubber Industries, Ltd.
Pole 1: Srixon Seam 1: (arrow) Z - Star ♦ (arrow) with (arrows) in Grey view image here	white	3P-1c	M-H	338	JPN	Sumitomo Rubber Industries, Ltd.
Pole 1: Srixon Seam 1: (arrow) Z - Star ♦ (arrow) with (arrows) in white view image here	white	3P-1c	M-H	338	JPN	Sumitomo Rubber Industries, Ltd.
Pole 1: Srixon Seam 1: (arrow) Z - Star XV (arrow) with (arrows) in Grey view image here	white	3P-1c	M-H	338	JPN	Sumitomo Rubber Industries, Ltd.
Pole 1: Srixon Seam 1: (arrow) Z - Star XV (arrow) with (arrows) in Grey view image here	yellow	3P-1c	M-H	338	JPN	Sumitomo Rubber Industries, Ltd.
Pole 1: Srixon Seam 1: (arrow) Z - Star XV (arrow) with (arrows) in white view image here	white	3P-1c	M-H	338	JPN	Sumitomo Rubber Industries, Ltd.
Pole 1: Srixon Seam 1: (arrow) Z • Star XV (arrow) with (arrows) in grey view image here	white	3P-1c	M-H	338	JPN	Sumitomo Rubber Industries, Ltd.

Effective - 2/4/2026 Thru 3/3/2026

<u>Pole /Seam Marking</u>	<u>Color</u>	<u>Construction</u>	<u>Spin Rating</u>	<u>Dimples</u>	<u>Country</u>	<u>Manufacturer</u>
Pole 1: Srixon Seam 1: (arrow) Z ♦ Star XV (arrow) with (arrows) in grey <u>view image here</u>	white	3P-1c	M-H	338	JPN	Sumitomo Rubber Industries, Ltd.
Pole 1: Srixon Seam 1: (arrow) Z ★ Star (arrow) <u>view image here</u>	white	3P-1c	M-H	338	JPN	Sumitomo Rubber Industries, Ltd.
Pole 1: Srixon Seam 1: (arrow) Z ★ Star ♦ (arrow) <u>view image here</u>	white	3P-1c	M-H	338	JPN	Sumitomo Rubber Industries, Ltd.
Pole 1: Srixon Seam 1: (arrow) Z ★ Star XV (arrow) <u>view image here</u>	white	3P-1c	M-H	338	JPN	Sumitomo Rubber Industries, Ltd.
Pole 1: Srixon Seam 1: (arrow) Z-Star (arrow) with (arrows) in grey Seam 2: (arrow) in red <u>view image here</u>	white	3P-1c	M-H	338	JPN	Sumitomo Rubber Industries, Ltd.
Pole 1: Srixon Seam 1: (arrow) Z-Star (arrow) with (arrows) in grey Seam 2: (arrow) in red <u>view image here</u>	yellow	3P-1c	M-H	338	JPN	Sumitomo Rubber Industries, Ltd.
Pole 1: Srixon Seam 1: (arrow) Z-Star (arrow) with (arrows) in grey <u>view image here</u>	yellow	3P-1c	M-H	338	JPN	Sumitomo Rubber Industries, Ltd.
Pole 1: Srixon Seam 1: (arrow) Z-Star (arrow) with (arrows) in grey <u>view image here</u>	orange	3P-1c	M-H	338	JPN	Sumitomo Rubber Industries, Ltd.
Pole 1: Srixon Seam 1: (arrow) Z-Star ♦ (arrow) with (arrows) in grey <u>view image here</u>	yellow	3P-1c	M-H	338	JPN	Sumitomo Rubber Industries, Ltd.
Pole 1: Srixon Seam 1: (arrow) Z-Star ♦ (arrow) with (arrows) in grey Seam 2: (arrow) in red <u>view image here</u>	white	3P-1c	M-H	338	JPN	Sumitomo Rubber Industries, Ltd.
Pole 1: Srixon Seam 1: (arrow) Z-Star ♦ (arrow) with (arrows) in grey Seam 2: (arrow) in red <u>view image here</u>	yellow	3P-1c	M-H	338	JPN	Sumitomo Rubber Industries, Ltd.
Pole 1: Srixon Seam 1: (arrow) Z-Star XV (arrow) with (arrows) in grey Seam 2: (arrow) in red <u>view image here</u>	white	3P-1c	M-H	338	JPN	Sumitomo Rubber Industries, Ltd.
Pole 1: Srixon Seam 1: (arrow) Z-Star XV (arrow) with (arrows) in grey Seam 2: (arrow) in red <u>view image here</u>	yellow	3P-1c	M-H	338	JPN	Sumitomo Rubber Industries, Ltd.
Pole 1: Srixon Seam 1: (arrow) Z-Star XV (arrow) with (arrows) in grey <u>view image here</u>	orange	3P-1c	M-H	338	JPN	Sumitomo Rubber Industries, Ltd.
Pole 1: Srixon Seam 1: ◀ = AD333 = ▶ in blue <u>view image here</u>	white	2P-1c	M-H	338	JPN	Sumitomo Rubber Industries, Ltd.

Effective - 2/4/2026 Thru 3/3/2026

<u>Pole /Seam Marking</u>	<u>Color</u>	<u>Construction</u>	<u>Spin Rating</u>	<u>Dimples</u>	<u>Country</u>	<u>Manufacturer</u>
Pole 1: Srixon Seam 1: ◀ = Soft Feel = ▶ in green <u>view image here</u>	white	2P-1c	L-L	338	JPN	Sumitomo Rubber Industries, Ltd.
Pole 1: Srixon Seam 1: ◀ • Trispeed • ▶ <u>view image here</u>	white	3P-1c	L-L	324	JPN	Sumitomo Rubber Industries, Ltd.
Pole 1: Srixon Seam 1: ◀ • Trispeed Tour • ▶ <u>view image here</u>	white	3P-1c	L-L	324	JPN	Sumitomo Rubber Industries, Ltd.
Pole 1: Srixon Seam 1: ◀ • Trispeed Tour • ▶ <u>view image here</u>	yellow	3P-1c	L-L	324	JPN	Sumitomo Rubber Industries, Ltd.
Pole 1: Srixon Seam 1: ◀◀ (pointed line) AD333 (pointed line) ▶▶ in blue <u>view image here</u>	white	2P-1c	M-H	338	JPN	Sumitomo Rubber Industries, Ltd.
Pole 1: Srixon Seam 1: ◀◀◀ Z - Star ▶▶▶ <u>view image here</u>	white	3P-1c	M-H	338	JPN	Sumitomo Rubber Industries, Ltd.
Pole 1: Srixon Seam 1: ◀◀◀ Z - Star ▶▶▶ <u>view image here</u>	yellow	3P-1c	M-H	338	JPN	Sumitomo Rubber Industries, Ltd.
Pole 1: Srixon Seam 1: ◀◀◀ Z - Star ♦ ▶▶▶ <u>view image here</u>	white	3P-1c	M-H	338	JPN	Sumitomo Rubber Industries, Ltd.
Pole 1: Srixon Seam 1: ◀◀◀ Z - Star XV ▶▶▶ <u>view image here</u>	white	4P-1c	M-H	338	JPN	Sumitomo Rubber Industries, Ltd.
Pole 1: Srixon Seam 1: ◀◀◀ Z - Star XV ▶▶▶ <u>view image here</u>	yellow	4P-1c	M-H	338	JPN	Sumitomo Rubber Industries, Ltd.
Pole 1: Srixon Seam 1: ◀◀ AD333 ▶▶ in blue <u>view image here</u>	white	2P-1c	M-H	338	JPN	Sumitomo Rubber Industries, Ltd.
Pole 1: Srixon Seam 1: ◀◀ XmaX ▶▶ with — — above and below <u>view image here</u>	white	3P-1c	L-L	338	JPN	Sumitomo Rubber Industries, Ltd.
Pole 1: Srixon Seam 1: ◀— X3 —▶ with — — above and below <u>view image here</u>	white	3P-1c	L-L	338	JPN	Sumitomo Rubber Industries, Ltd.
Pole 1: Srixon Seam 1: ◀ Distance ▶ <u>view image here</u>	orange	2P-1c	L-L	432	JPN	Sumitomo Rubber Industries, Ltd.
Pole 1: Srixon Seam 1: ◀ Distance ▶ <u>view image here</u>	pink	2P-1c	L-L	432	JPN	Sumitomo Rubber Industries, Ltd.
Pole 1: Srixon Seam 1: ◀ Distance ▶ <u>view image here</u>	white	2P-1c	L-L	432	JPN	Sumitomo Rubber Industries, Ltd.

Effective - 2/4/2026 Thru 3/3/2026

<u>Pole /Seam Marking</u>	<u>Color</u>	<u>Construction</u>	<u>Spin Rating</u>	<u>Dimples</u>	<u>Country</u>	<u>Manufacturer</u>
Pole 1: Srixon Seam 1: ◀ Distance ➡ <u>view image here</u>	yellow	2P-1c	L-L	432	JPN	Sumitomo Rubber Industries, Ltd.
Pole 1: Srixon Seam 1: ◁ Z - Star ▷ with ◁ ▷ in yellow <u>view image here</u>	yellow	3P-1c	M-H	338	JPN	Sumitomo Rubber Industries, Ltd.
Pole 1: Srixon Seam 1: ◁ Z - Star XV ▷ with ◁ ▷ in yellow <u>view image here</u>	yellow	3P-1c	M-H	338	JPN	Sumitomo Rubber Industries, Ltd.
Pole 1: Srixon Seam 1: ◀ - Distance - ▶ <u>view image here</u>	white	2P-1c	L-L	324	JPN	Sumitomo Rubber Industries, Ltd.
Pole 1: Srixon Seam 1: - AD Speed in orange in arrow - with — — — above and below <u>view image here</u>	orange	2P-1c	M-H	338	JPN	Sumitomo Rubber Industries, Ltd.
Pole 1: Srixon Seam 1: - AD Speed in white in arrow - with — — — above and below in blue <u>view image here</u>	white	2P-1c	M-H	338	JPN	Sumitomo Rubber Industries, Ltd.
Pole 1: Srixon Seam 1: - AD Speed in yellow in arrow - with — — — above and below <u>view image here</u>	yellow	2P-1c	M-H	338	JPN	Sumitomo Rubber Industries, Ltd.
Pole 1: Srixon Seam 1: ◀ — Distance — ▶ <u>view image here</u>	yellow	2P-1c	L-L	324	JPN	Sumitomo Rubber Industries, Ltd.
Pole 1: Srixon Seam 1: ◀ Q-Star Tour ▶ in white in black arrow <u>view image here</u>	white	3P-1c	M-H	338	JPN	Sumitomo Rubber Industries, Ltd.
Pole 1: Srixon Seam 1: ◀ Q-Star Tour ▶ in yellow in black arrow <u>view image here</u>	yellow	3P-1c	M-H	338	JPN	Sumitomo Rubber Industries, Ltd.
Pole 1: Srixon Seam 1: • Q-Star Tour • in white in black arrow <u>view image here</u>	white	3P-1c	M-H	338	JPN	Sumitomo Rubber Industries, Ltd.
Pole 1: Srixon Seam 1: • Q-Star Tour • in yellow in black arrow <u>view image here</u>	yellow	3P-1c	M-H	338	JPN	Sumitomo Rubber Industries, Ltd.
Pole 1: Srixon Seam 1: - SF Lady - in white in pink arrow <u>view image here</u>	white	2P-1c	L-L	338	JPN	Sumitomo Rubber Industries, Ltd.
Pole 1: Srixon Seam 1: - Soft Feel - in green in black arrow <u>view image here</u>	green	2P-1c	L-L	338	JPN	Sumitomo Rubber Industries, Ltd.
Pole 1: Srixon Seam 1: - Soft Feel - in orange in black arrow <u>view image here</u>	orange	2P-1c	L-L	338	JPN	Sumitomo Rubber Industries, Ltd.
Pole 1: Srixon Seam 1: - Soft Feel - in red in black arrow <u>view image here</u>	red	2P-1c	L-L	338	JPN	Sumitomo Rubber Industries, Ltd.

Effective - 2/4/2026 Thru 3/3/2026

<u>Pole /Seam Marking</u>	<u>Color</u>	<u>Construction</u>	<u>Spin Rating</u>	<u>Dimples</u>	<u>Country</u>	<u>Manufacturer</u>
Pole 1: Srixon Seam 1: - Soft Feel - in white in black arrow <u>view image here</u>	white	2P-1c	L-L	338	JPN	Sumitomo Rubber Industries, Ltd.
Pole 1: Srixon Seam 1: - Soft Feel - in yellow in black arrow <u>view image here</u>	yellow	2P-1c	L-L	338	JPN	Sumitomo Rubber Industries, Ltd.
Pole 1: Srixon Seam 1: - Tri-Star in white in arrow - with — — — above and below in green <u>view image here</u>	white	3P-1c	M-H	338	JPN	Sumitomo Rubber Industries, Ltd.
Pole 1: Srixon Seam 1: • Ulti Soft • in white in blue arrow <u>view image here</u>	white	2P-1c	L-L	338	JPN	Sumitomo Rubber Industries, Ltd.
Pole 1: Srixon Seam 1: — X2 — with X in white with line above and below <u>view image here</u>	white	3P-1c	L-L	338	JPN	Sumitomo Rubber Industries, Ltd.
Pole 1: Srixon Seam 1: -AD333- in white in blue arrow <u>view image here</u>	white	2P-1c	M-H	338	JPN	Sumitomo Rubber Industries, Ltd.
Pole 1: Srixon Seam 1: •AD333• in white in blue arrow <u>view image here</u>	white	2P-1c	M-H	338	JPN	Sumitomo Rubber Industries, Ltd.
Pole 1: Srixon Seam 1: AD Speed in orange in black arrow with — above and below <u>view image here</u>	orange	2P-1c	M-H	338	JPN	Sumitomo Rubber Industries, Ltd.
Pole 1: Srixon Seam 1: AD Speed in white in arrow with — above and below in blue <u>view image here</u>	white	2P-1c	M-H	338	JPN	Sumitomo Rubber Industries, Ltd.
Pole 1: Srixon Seam 1: AD Speed in yellow in black arrow with — above and below <u>view image here</u>	yellow	2P-1c	M-H	338	JPN	Sumitomo Rubber Industries, Ltd.
Pole 1: Srixon Seam 1: AD333 in white in blue arrow <u>view image here</u>	white	2P-1c	M-H	338	JPN	Sumitomo Rubber Industries, Ltd.
Pole 1: Srixon Seam 1: -Ulti Soft- in white in blue arrow <u>view image here</u>	white	2P-1c	L-L	338	JPN	Sumitomo Rubber Industries, Ltd.
Pole 1: Srixon Seam 1: — AD Speed in orange in black arrow — with — — above and below <u>view image here</u>	orange	2P-1c	M-H	338	JPN	Sumitomo Rubber Industries, Ltd.
Pole 1: Srixon Seam 1: — AD Speed in white in arrow — with — — above and below in blue <u>view image here</u>	white	2P-1c	M-H	338	JPN	Sumitomo Rubber Industries, Ltd.
Pole 1: Srixon Seam 1: — AD Speed in yellow in black arrow — with — — above and below <u>view image here</u>	yellow	2P-1c	M-H	338	JPN	Sumitomo Rubber Industries, Ltd.
Pole 1: Srixon Seam 1: — Q-Star Tour — in white in black arrow <u>view image here</u>	white	3P-1c	M-H	338	JPN	Sumitomo Rubber Industries, Ltd.






Effective - 2/4/2026 Thru 3/3/2026

<u>Pole /Seam Marking</u>	<u>Color</u>	<u>Construction</u>	<u>Spin Rating</u>	<u>Dimples</u>	<u>Country</u>	<u>Manufacturer</u>
Pole 1: Srixon Seam 1: — Q-Star Tour — in yellow in black arrow <u>view image here</u>	yellow	3P-1c	M-H	338	JPN	Sumitomo Rubber Industries, Ltd.
Pole 1: Srixon Seam 1: — XmaX — with — — above and below <u>view image here</u>	white	3P-1c	L-L	338	JPN	Sumitomo Rubber Industries, Ltd.
Pole 1: Srixon Seam 1: Marathon Soft <u>view image here</u>	white	2P-1c	L-L	328	JPN	Sumitomo Rubber Industries, Ltd.
Pole 1: Srixon Seam 1: Q-Star in white in black arrow <u>view image here</u>	white	2P-1c	M-H	338	JPN	Sumitomo Rubber Industries, Ltd.
Pole 1: Srixon Seam 1: SF Lady in white in pink arrow <u>view image here</u>	white	2P-1c	L-L	338	JPN	Sumitomo Rubber Industries, Ltd.
Pole 1: Srixon Seam 1: Soft Feel in green in black arrow <u>view image here</u>	green	2P-1c	L-L	338	JPN	Sumitomo Rubber Industries, Ltd.
Pole 1: Srixon Seam 1: Soft Feel in orange in black arrow <u>view image here</u>	orange	2P-1c	L-L	338	JPN	Sumitomo Rubber Industries, Ltd.
Pole 1: Srixon Seam 1: Soft Feel in red in black arrow <u>view image here</u>	red	2P-1c	L-L	338	JPN	Sumitomo Rubber Industries, Ltd.
Pole 1: Srixon Seam 1: Soft Feel in white in black arrow <u>view image here</u>	white	2P-1c	L-L	338	JPN	Sumitomo Rubber Industries, Ltd.
Pole 1: Srixon Seam 1: Soft Feel in yellow in black arrow <u>view image here</u>	yellow	2P-1c	L-L	338	JPN	Sumitomo Rubber Industries, Ltd.
Pole 1: Srixon Seam 1: Trispeed in white in black double ended arrow <u>view image here</u>	white	3P-1c	L-L	338	JPN	Sumitomo Rubber Industries, Ltd.
Pole 1: Srixon Seam 1: Trispeed Tour in white in black double ended arrow <u>view image here</u>	white	3P-1c	L-L	338	JPN	Sumitomo Rubber Industries, Ltd.
Pole 1: Srixon Seam 1: Tri-Star in white in arrow with — — above and below in green <u>view image here</u>	white	3P-1c	M-H	338	JPN	Sumitomo Rubber Industries, Ltd.
Pole 1: Srixon Seam 1: ◀ Distance ▶ in split arrow <u>view image here</u>	yellow	2P-1c	L-L	324	JPN	Sumitomo Rubber Industries, Ltd.
Pole 1: Srixon Seam 1: ◀ Distance ▶ in split arrow <u>view image here</u>	white	2P-1c	L-L	324	JPN	Sumitomo Rubber Industries, Ltd.
Pole 1: Srixon Seam 1: Ulti Soft in white in blue arrow <u>view image here</u>	white	2P-1c	L-L	338	JPN	Sumitomo Rubber Industries, Ltd.
Pole 1: Srixon ◀ Q-Star Tour ▶ <u>view image here</u>	white/green	3P-1c	M-H	338	JPN	Sumitomo Rubber Industries, Ltd.

Effective - 2/4/2026 Thru 3/3/2026

<u>Pole /Seam Marking</u>	<u>Color</u>	<u>Construction</u>	<u>Spin Rating</u>	<u>Dimples</u>	<u>Country</u>	<u>Manufacturer</u>
Pole 1: Srixon ◀ Q-Star Tour ▶ view image here	white/pink	3P-1c	M-H	338	JPN	Sumitomo Rubber Industries, Ltd.
Pole 1: Srixon ◀ Q-Star Tour ▶ view image here	yellow/orange	3P-1c	M-H	338	JPN	Sumitomo Rubber Industries, Ltd.
Pole 1: Srixon ◀ Q-Star Tour ▶ view image here	yellow/red	3P-1c	M-H	338	JPN	Sumitomo Rubber Industries, Ltd.
Pole 1: Srixon • Q-Star Tour • view image here	yellow/blue	3P-1c	M-H	338	JPN	Sumitomo Rubber Industries, Ltd.
Pole 1: Srixon • Q-Star Tour • view image here	yellow/red	3P-1c	M-H	338	JPN	Sumitomo Rubber Industries, Ltd.
Pole 1: Srixon • Q-Star Tour • view image here	yellow/orange	3P-1c	M-H	338	JPN	Sumitomo Rubber Industries, Ltd.
Pole 1: Srixon -Z-Star XV- view image here	white/yellow	3P-1c	M-H	338	JPN	Sumitomo Rubber Industries, Ltd.
Pole 1: Srixon • Z-Star XV • view image here	white/yellow	3P-1c	M-H	338	JPN	Sumitomo Rubber Industries, Ltd.
Pole 1: Srixon • Z-Star XV • view image here	yellow/orange	3P-1c	M-H	338	JPN	Sumitomo Rubber Industries, Ltd.
Pole 1: Srixon • Z-Star XV • view image here	white/orange	3P-1c	M-H	338	JPN	Sumitomo Rubber Industries, Ltd.
Pole 1: Srixon -Z-Star- view image here	white/yellow	3P-1c	M-H	338	JPN	Sumitomo Rubber Industries, Ltd.
Pole 1: Srixon -Z-Star- view image here	yellow/orange	3P-1c	M-H	338	JPN	Sumitomo Rubber Industries, Ltd.
Pole 1: Srixon -Z-Star- view image here	white/orange	3P-1c	M-H	338	JPN	Sumitomo Rubber Industries, Ltd.
Pole 1: Srixon • Z-Star • view image here	white/orange	3P-1c	M-H	338	JPN	Sumitomo Rubber Industries, Ltd.
Pole 1: Srixon • Z-Star • view image here	white/yellow	3P-1c	M-H	338	JPN	Sumitomo Rubber Industries, Ltd.
Pole 1: Srixon • Z-Star • view image here	yellow/orange	3P-1c	M-H	338	JPN	Sumitomo Rubber Industries, Ltd.
Pole 1: Srixon in gold Seam 1: <<< Z - Star >>> in gold view image here	white	3P-1c	M-H	338	JPN	Sumitomo Rubber Industries, Ltd.
Pole 1: Srixon in gold Seam 1: <<< Z - Star XV >>> in gold view image here	white	4P-1c	M-H	338	JPN	Sumitomo Rubber Industries, Ltd.
Pole 1: Srixon in green Seam 1: (arrow) TRI-STAR in white in green arrow (arrow) with vertical split arrow above and below in green view image here	white	3P-1c	M-H	338	JPN	Sumitomo Rubber Industries, Ltd.
Pole 1: Srixon in green Seam 1: (arrow) Z - Star (arrow) in green with (arrows) in green view image here	white	3P-1c	M-H	338	JPN	Sumitomo Rubber Industries, Ltd.

Effective - 2/4/2026 Thru 3/3/2026

<u>Pole /Seam Marking</u>	<u>Color</u>	<u>Construction</u>	<u>Spin Rating</u>	<u>Dimples</u>	<u>Country</u>	<u>Manufacturer</u>
Pole 1: Srixon in green Seam 1: (arrow) Z - Star (arrow) in green with (arrows) in white <u>view image here</u>	white	3P-1c	M-H	338	JPN	Sumitomo Rubber Industries, Ltd.
Pole 1: Srixon in green Seam 1: (arrow) Z - Star XV (arrow) in green with (arrows) in green <u>view image here</u>	white	3P-1c	M-H	338	JPN	Sumitomo Rubber Industries, Ltd.
Pole 1: Srixon in green Seam 1: (arrow) Z-Star (arrow) in green Seam 2: (arrow) in red <u>view image here</u>	white	3P-1c	M-H	338	JPN	Sumitomo Rubber Industries, Ltd.
Pole 1: Srixon in green Seam 1: (arrow) Z-Star ♦ (arrow) in green <u>view image here</u>	white	3P-1c	M-H	338	JPN	Sumitomo Rubber Industries, Ltd.
Pole 1: Srixon in green Seam 1: (arrow) Z-Star XV (arrow) in green Seam 2: (arrow) in red <u>view image here</u>	white	3P-1c	M-H	338	JPN	Sumitomo Rubber Industries, Ltd.
Pole 1: Srixon in green Seam 1: <<< Z - Star >>> in green <u>view image here</u>	white	3P-1c	M-H	338	JPN	Sumitomo Rubber Industries, Ltd.
Pole 1: Srixon in green Seam 1: <<< Z - Star XV >>> in green <u>view image here</u>	white	4P-1c	M-H	338	JPN	Sumitomo Rubber Industries, Ltd.
Pole 1: Srixon in green Seam 1: Tri-Star in white in green arrow with  above and below in green <u>view image here</u>	white	3P-1c	M-H	338	JPN	Sumitomo Rubber Industries, Ltd.
Pole 1: Srixon in grey Seam 1: Soft Feel Lady with decorative line and marking above and below in pink <u>view image here</u>	white	2P-1c	L-L	338	JPN	Sumitomo Rubber Industries, Ltd.
Pole 1: Srixon in metallic black Seam 1: (arrow) TRI-STAR in yellow in arrow in metallic black (arrow) with vertical split arrow above and below in metallic black <u>view image here</u>	yellow	3P-1c	M-H	338	JPN	Sumitomo Rubber Industries, Ltd.
Pole 1: Srixon in metallic black Seam 1: ◀ XmaX ▶ with  above and below in metallic black <u>view image here</u>	yellow	3P-1c	L-L	338	JPN	Sumitomo Rubber Industries, Ltd.
Pole 1: Srixon in metallic black Seam 1: < X3 > with  above and below in metallic black <u>view image here</u>	yellow	3P-1c	L-L	338	JPN	Sumitomo Rubber Industries, Ltd.
Pole 1: Srixon in metallic black Seam 1: - Tri-Star in white in arrow - with  above and below in metallic black <u>view image here</u>	white	3P-1c	M-H	338	JPN	Sumitomo Rubber Industries, Ltd.
Pole 1: Srixon in metallic black Seam 1: - Tri-Star in yellow in metallic black arrow - with  above and below in metallic black <u>view image here</u>	yellow	3P-1c	M-H	338	JPN	Sumitomo Rubber Industries, Ltd.
Pole 1: Srixon in metallic black Seam 1: — X2 — with X in yellow with line above and below in metallic black <u>view image here</u>	yellow	3P-1c	L-L	338	JPN	Sumitomo Rubber Industries, Ltd.

Effective - 2/4/2026 Thru 3/3/2026

<u>Pole /Seam Marking</u>	<u>Color</u>	<u>Construction</u>	<u>Spin Rating</u>	<u>Dimples</u>	<u>Country</u>	<u>Manufacturer</u>
Pole 1: Srixon in metallic black Seam 1: -AD333- in yellow in metallic black arrow <u>view image here</u>	yellow	2P-1c	M-H	338	JPN	Sumitomo Rubber Industries, Ltd.
Pole 1: Srixon in metallic black Seam 1: •AD333• in yellow in metallic black arrow <u>view image here</u>	yellow	2P-1c	M-H	338	JPN	Sumitomo Rubber Industries, Ltd.
Pole 1: Srixon in metallic black Seam 1: AD333 in yellow in metallic black arrow <u>view image here</u>	yellow	2P-1c	M-H	338	JPN	Sumitomo Rubber Industries, Ltd.
Pole 1: Srixon in metallic black Seam 1: — XmaX — with — — above and below in metallic black <u>view image here</u>	yellow	3P-1c	L-L	338	JPN	Sumitomo Rubber Industries, Ltd.
Pole 1: Srixon in metallic black Seam 1: Q-Star in yellow in metallic black arrow <u>view image here</u>	yellow	2P-1c	M-H	338	JPN	Sumitomo Rubber Industries, Ltd.
Pole 1: Srixon in metallic black Seam 1: Trispeed Tour in yellow in metallic black double ended arrow <u>view image here</u>	yellow	3P-1c	L-L	338	JPN	Sumitomo Rubber Industries, Ltd.
Pole 1: Srixon in metallic black Seam 1: Tri-Star in yellow in arrow with — above and below in metallic black <u>view image here</u>	yellow	3P-1c	M-H	338	JPN	Sumitomo Rubber Industries, Ltd.
Pole 1: Srixon in navy Seam 1: (arrow) Z - Star ♦ (arrow) in red <u>view image here</u>	white	3P-1c	M-H	338	JPN	Sumitomo Rubber Industries, Ltd.
Pole 1: Srixon in navy Seam 1: (arrow) Z - Star ♦ (arrow) in red with (arrows) in white <u>view image here</u>	white	3P-1c	M-H	338	JPN	Sumitomo Rubber Industries, Ltd.
Pole 1: Srixon in navy Seam 1: Soft Feel Lady with double line and decorative marking above and below in pink <u>view image here</u>	white	2P-1c	L-L	338	JPN	Sumitomo Rubber Industries, Ltd.
Pole 1: Srixon in purple Seam 1: - SF Lady - in pink in purple arrow <u>view image here</u>	pink	2P-1c	L-L	338	JPN	Sumitomo Rubber Industries, Ltd.
Pole 1: Srixon in purple Seam 1: SF Lady in pink in purple arrow <u>view image here</u>	pink	2P-1c	L-L	338	JPN	Sumitomo Rubber Industries, Ltd.
Pole 1: Srixon in purple Seam 1: Soft Feel Lady with decorative line and marking above and below in purple <u>view image here</u>	pink	2P-1c	L-L	338	JPN	Sumitomo Rubber Industries, Ltd.
Pole 1: Srixon in purple Seam 1: Soft Feel Lady with double line and decorative marking above and below in purple <u>view image here</u>	pink	2P-1c	L-L	338	JPN	Sumitomo Rubber Industries, Ltd.
Pole 1: Srixon Q-Star Tour <u>view image here</u>	yellow/orange	3P-1c	M-H	338	JPN	Sumitomo Rubber Industries, Ltd.
Pole 1: Srixon Q-Star Tour <u>view image here</u>	yellow/red	3P-1c	M-H	338	JPN	Sumitomo Rubber Industries, Ltd.

Effective - 2/4/2026 Thru 3/3/2026

<u>Pole /Seam Marking</u>	<u>Color</u>	<u>Construction</u>	<u>Spin Rating</u>	<u>Dimples</u>	<u>Country</u>	<u>Manufacturer</u>
Pole 1: Srixon Q-Star Tour <u>view image here</u>	yellow/bl ue	3P-1c	M-H	338	JPN	Sumitomo Rubber Industries, Ltd.
Pole 1: Srixon Ultispeed Seam 1: < < Q-Star > > in white in black arrow with < > above and below in dotted pattern in various colours <u>view image here</u>	white	3P-1c	L-L	338	JPN	Sumitomo Rubber Industries, Ltd.
Pole 1: Srixon Ultispeed Seam 1: < < Q-Star > > in yellow in black arrow with < > above and below in dotted pattern in various colours <u>view image here</u>	yellow	3P-1c	L-L	338	JPN	Sumitomo Rubber Industries, Ltd.
Pole 1: Srixon Ultispeed Seam 1: Q-Star in white in black arrow <u>view image here</u>	white	3P-1c	L-L	338	JPN	Sumitomo Rubber Industries, Ltd.
Pole 1: Srixon Ultispeed in metallic black Seam 1: Q-Star in yellow in metallic black arrow <u>view image here</u>	yellow	3P-1c	L-L	338	JPN	Sumitomo Rubber Industries, Ltd.
Pole 1: Srixon Z-Star <u>view image here</u>	white/yell ow	3P-1c	M-H	338	JPN	Sumitomo Rubber Industries, Ltd.
Pole 1: Srixon Z-Star <u>view image here</u>	white/ora nge	3P-1c	M-H	338	JPN	Sumitomo Rubber Industries, Ltd.
Pole 1: Srixon Z-Star <u>view image here</u>	orange/ye llow	3P-1c	M-H	338	JPN	Sumitomo Rubber Industries, Ltd.
Pole 1: Srixon Z-Star XV <u>view image here</u>	orange/ye llow	4P-1c	M-H	338	JPN	Sumitomo Rubber Industries, Ltd.
Pole 1: Srixon Z-Star XV <u>view image here</u>	white/ora nge	4P-1c	M-H	338	JPN	Sumitomo Rubber Industries, Ltd.
Pole 1: Srixon Z-Star XV <u>view image here</u>	white/yell ow	4P-1c	M-H	338	JPN	Sumitomo Rubber Industries, Ltd.
Pole 1: Sugar P Seam 1: (long arrow) <u>view image here</u>	white	3P-2c	L-H	338	RSA	Sugar Golf (Pty) Ltd
Pole 1: Super Hi-Brid Seam 1: ⇐ Soft & Distance ➡ <u>view image here</u>	yellow	2P-1c	M-H	324	JPN	Sumitomo Rubber Industries, Ltd.
Pole 1: Super Hi-Brid Seam 1: ⇐ Soft & Distance ➡ <u>view image here</u>	white	2P-1c	M-H	324	JPN	Sumitomo Rubber Industries, Ltd.
Pole 1: Super Newing Seam 1: >>BLACK LTD<< <u>view image here</u>	white	3P-2c	L-L	326	JPN	Bridgestone Sports Co. Ltd.
Pole 1: Super Newing Seam 1: ★ Black (arrow) Limited ★ <u>view image here</u>	white	3P-2c	L-L	272	JPN	Bridgestone Sports Co. Ltd.
Pole 1: T logo CORE 52 Seam 1: (arrow) DUAL FLEX (arrow) Seam 2: (arrow) T-CORE —I <u>view image here</u>	white	2P-1c	L-M	332	KOR	PROS & Co Ltd

Effective - 2/4/2026 Thru 3/3/2026

<u>Pole /Seam Marking</u>	<u>Color</u>	<u>Construction</u>	<u>Spin Rating</u>	<u>Dimples</u>	<u>Country</u>	<u>Manufacturer</u>
Pole 1: TaylorMade (alignment line) in blue in stripe in various colors Pole 2: ◀ Tour Response ▶ (alignment lines) in blue in stripe in various colors view image here	white	3P-1c	L-H	322	USA	TaylorMade Golf Company
Pole 1: TaylorMade (alignment line) in stripe in various colors Pole 2: ◀ Tour Response ▶ (alignment lines) in stripe in various colors view image here	white	3P-1c	L-H	322	USA	TaylorMade Golf Company
Pole 1: TaylorMade (alignment line) in stripe in various colors Pole 2: Tour Response (alignment lines) in stripe in various colors view image here	white	3P-1c	L-H	322	USA	TaylorMade Golf Company
Pole 1: TaylorMade (alignment line) in white in stripe in various colors Pole 2: ◀ Tour Response ▶ (alignment lines) in white in stripe in various colors view image here	white	3P-1c	L-H	322	USA	TaylorMade Golf Company
Pole 1: TaylorMade (alignment line) in white in stripe in various colors Pole 2: Tour Response (alignment lines) in white in stripe in various colors view image here	white	3P-1c	L-H	322	USA	TaylorMade Golf Company
Pole 1: TaylorMade and (alignment stars) in blue with T and stars in white with upper stripe with stars around ball in various colors Pole 2: Tour Response and (alignment stars) in blue with stars in white with lower stripe with stars around ball in various colors view image here	white	3P-1c	L-M	322	USA	TaylorMade Golf Company
Pole 1: TaylorMade in blue Seam 1: — - TP5 - — in blue view image here	white	5P-1c	L-H	322	USA	TaylorMade Golf Company
Pole 1: TaylorMade in blue Seam 1: — - TP5x - — in blue view image here	white	5P-1c	L-M	322	USA	TaylorMade Golf Company
Pole 1: TaylorMade in blue with T in white Seam 1: (double line) TP5 (double line) view image here	white	5P-1c	L-H	322	USA	TaylorMade Golf Company
Pole 1: TaylorMade in blue with T in white Seam 1: (double line) TP5x (double line) view image here	white	5P-1c	L-M	322	USA	TaylorMade Golf Company
Pole 1: TaylorMade in blue with T in white Seam 1: — - TP5 - — view image here	white	5P-1c	L-M	322	USA	TaylorMade Golf Company
Pole 1: TaylorMade in blue with T in white Seam 1: — - TP5x - — view image here	white	5P-1c	L-M	322	USA	TaylorMade Golf Company
Pole 1: TaylorMade in green with T in white Seam 1: (double line) TP5 (double line) view image here	white	5P-1c	L-H	322	USA	TaylorMade Golf Company
Pole 1: TaylorMade in green with T in white Seam 1: (double line) TP5x (double line) view image here	white	5P-1c	L-M	322	USA	TaylorMade Golf Company
Pole 1: TaylorMade in green with T in white Seam 1: — - TP5 - — view image here	white	5P-1c	L-M	322	USA	TaylorMade Golf Company
Pole 1: TaylorMade in green with T in white Seam 1: — - TP5x - — view image here	white	5P-1c	L-M	322	USA	TaylorMade Golf Company

Effective - 2/4/2026 Thru 3/3/2026

<u>Pole /Seam Marking</u>	<u>Color</u>	<u>Construction</u>	<u>Spin Rating</u>	<u>Dimples</u>	<u>Country</u>	<u>Manufacturer</u>
Pole 1: TaylorMade in orange with T in white Seam 1: (double line) TP5 (double line) <u>view image here</u>	white	5P-1c	L-H	322	USA	TaylorMade Golf Company
Pole 1: TaylorMade in orange with T in white Seam 1: (double line) TP5x (double line) <u>view image here</u>	white	5P-1c	L-M	322	USA	TaylorMade Golf Company
Pole 1: TaylorMade in orange with T in white Seam 1: — - TP5 - — <u>view image here</u>	white	5P-1c	L-M	322	USA	TaylorMade Golf Company
Pole 1: TaylorMade in orange with T in white Seam 1: — - TP5x - — <u>view image here</u>	white	5P-1c	L-M	322	USA	TaylorMade Golf Company
Pole 1: TaylorMade in pink with T in white Seam 1: (double line) TP5 (double line) <u>view image here</u>	white	5P-1c	L-H	322	USA	TaylorMade Golf Company
Pole 1: TaylorMade in pink with T in white Seam 1: (double line) TP5x (double line) <u>view image here</u>	white	5P-1c	L-M	322	USA	TaylorMade Golf Company
Pole 1: TaylorMade in pink with T in white Seam 1: — - TP5 - — <u>view image here</u>	white	5P-1c	L-M	322	USA	TaylorMade Golf Company
Pole 1: TaylorMade in pink with T in white Seam 1: — - TP5x - — <u>view image here</u>	white	5P-1c	L-M	322	USA	TaylorMade Golf Company
Pole 1: TaylorMade in red with T in white Seam 1: (double line) TP5 (double line) <u>view image here</u>	white	5P-1c	L-H	322	USA	TaylorMade Golf Company
Pole 1: TaylorMade in red with T in white Seam 1: (double line) TP5x (double line) <u>view image here</u>	white	5P-1c	L-M	322	USA	TaylorMade Golf Company
Pole 1: TaylorMade in red with T in white Seam 1: — - TP5 - — <u>view image here</u>	white	5P-1c	L-M	322	USA	TaylorMade Golf Company
Pole 1: TaylorMade in red with T in white Seam 1: — - TP5x - — <u>view image here</u>	white	5P-1c	L-M	322	USA	TaylorMade Golf Company
Pole 1: TaylorMade with T in green Seam 1: Distance + in green in split horizontal bar w/vertical bar <u>view image here</u>	green	2P-1c	L-M	342	USA	TaylorMade Golf Company
Pole 1: TaylorMade with T in orange Seam 1: Distance + in orange in split horizontal bar w/vertical bar <u>view image here</u>	orange	2P-1c	L-M	342	USA	TaylorMade Golf Company
Pole 1: TaylorMade with T in pink Seam 1: Distance + in pink in split horizontal bar w/vertical bar <u>view image here</u>	pink	2P-1c	L-M	342	USA	TaylorMade Golf Company
Pole 1: TaylorMade with T in pink Seam 1: Speedsoft in pink in black ◀ alignment line ▶ <u>view image here</u>	pink	2P-1c	L-M	322	USA	TaylorMade Golf Company

Effective - 2/4/2026 Thru 3/3/2026

<u>Pole /Seam Marking</u>	<u>Color</u>	<u>Construction</u>	<u>Spin Rating</u>	<u>Dimples</u>	<u>Country</u>	<u>Manufacturer</u>
Pole 1: TaylorMade with T in white Pole 2: — - TP5x - — <u>view image here</u>	white	5P-1c	L-M	322	USA	TaylorMade Golf Company
Pole 1: TaylorMade with T in white Pole 2: - — TP5 — - <u>view image here</u>	white	5P-1c	L-M	322	USA	TaylorMade Golf Company
Pole 1: TaylorMade with T in white Pole 2: (double line) TP5x (double line) <u>view image here</u>	white	5P-1c	L-M	322	USA	TaylorMade Golf Company
Pole 1: TaylorMade with T in white Pole 2: (double line) TP5 (double line) <u>view image here</u>	white	5P-1c	L-H	322	USA	TaylorMade Golf Company
Pole 1: TaylorMade with T in white Pole 2: - — TP5x — - <u>view image here</u>	white	5P-1c	L-M	322	USA	TaylorMade Golf Company
Pole 1: TaylorMade with T in white Pole 2: — - TP5 - — <u>view image here</u>	white	5P-1c	L-M	322	USA	TaylorMade Golf Company
Pole 1: TaylorMade with T in white Pole 2: (double line) (short double line) TP5x (short double line) (double line) <u>view image here</u>	white	5P-1c	L-M	322	USA	TaylorMade Golf Company
Pole 1: TaylorMade with T in white Pole 2: (double line) (short double line) TP5 (short double line) (double line) <u>view image here</u>	white	5P-1c	L-H	322	USA	TaylorMade Golf Company
Pole 1: TaylorMade with T in white Pole 2: << TP5x >> with TP in gray <u>view image here</u>	white	5P-1c	L-M	322	USA	TaylorMade Golf Company
Pole 1: TaylorMade with T in white Pole 2: << TP5 >> with 5 in gray <u>view image here</u>	white	5P-1c	L-M	322	USA	TaylorMade Golf Company
Pole 1: TaylorMade with T in white Pole 2: - — TP5x — - with TP in gray <u>view image here</u>	white	5P-1c	L-M	322	USA	TaylorMade Golf Company
Pole 1: TaylorMade with T in white Pole 2: (double line) TP5x (double line) with 5x in gray <u>view image here</u>	white	5P-1c	L-M	322	USA	TaylorMade Golf Company
Pole 1: TaylorMade with T in white Pole 2: (double line) TP5 (double line) with 5 in gray <u>view image here</u>	white	5P-1c	L-H	322	USA	TaylorMade Golf Company
Pole 1: TaylorMade with T in white Pole 2: << TP5x >> with TP5x in gray <u>view image here</u>	white	5P-1c	L-M	322	USA	TaylorMade Golf Company
Pole 1: TaylorMade with T in white Pole 2: << TP5x >> <u>view image here</u>	white	5P-1c	L-M	322	USA	TaylorMade Golf Company
Pole 1: TaylorMade with T in white Pole 2: << TP5x >> with 5x in gray <u>view image here</u>	white	5P-1c	L-M	322	USA	TaylorMade Golf Company

Effective - 2/4/2026 Thru 3/3/2026

<u>Pole /Seam Marking</u>	<u>Color</u>	<u>Construction</u>	<u>Spin Rating</u>	<u>Dimples</u>	<u>Country</u>	<u>Manufacturer</u>
Pole 1: TaylorMade with T in white Seam 1: (double line) (short double line) TP5 (short double line) (double line) <u>view image here</u>	white	5P-1c	L-H	322	USA	TaylorMade Golf Company
Pole 1: TaylorMade with T in white Seam 1: (double line) (short double line) TP5x (short double line) (double line) <u>view image here</u>	white	5P-1c	L-M	322	USA	TaylorMade Golf Company
Pole 1: TaylorMade with T in white Seam 1: (double line) • TP5x (double line) <u>view image here</u>	white	4P-1c	M-H	322	USA	TaylorMade Golf Company
Pole 1: TaylorMade with T in white Seam 1: (double line) TP5 (double line) <u>view image here</u>	white	5P-1c	L-H	322	USA	TaylorMade Golf Company
Pole 1: TaylorMade with T in white Seam 1: (double line) TP5 (double line) with 5 in gray <u>view image here</u>	white	5P-1c	L-H	322	USA	TaylorMade Golf Company
Pole 1: TaylorMade with T in white Seam 1: (double line) TP5x (double line) <u>view image here</u>	white	5P-1c	L-M	322	USA	TaylorMade Golf Company
Pole 1: TaylorMade with T in white Seam 1: (double line) TP5x (double line) with 5x in gray <u>view image here</u>	white	5P-1c	L-M	322	USA	TaylorMade Golf Company
Pole 1: TaylorMade with T in white Seam 1: (short double line) TP proto (short double line) <u>view image here</u>	white	3P-1c	L-M	322	USA	TaylorMade Golf Company
Pole 1: TaylorMade with T in white Seam 1: ◀ • TP5x • ▶ <u>view image here</u>	white	5P-1c	L-M	322	USA	TaylorMade Golf Company
Pole 1: TaylorMade with T in white Seam 1: ◀ • TP5x • ▶ with TP in gray <u>view image here</u>	white	5P-1c	L-M	322	USA	TaylorMade Golf Company
Pole 1: TaylorMade with T in white Seam 1: ◀ TP5 ▶ in gray <u>view image here</u>	white	5P-1c	L-H	322	USA	TaylorMade Golf Company
Pole 1: TaylorMade with T in white Seam 1: ◀ TP5 ▶ with ◀ ▶ in gray <u>view image here</u>	white	5P-1c	L-H	322	USA	TaylorMade Golf Company
Pole 1: TaylorMade with T in white Seam 1: ◀ TP5x ▶ with ◀ ▶ in gray <u>view image here</u>	white	5P-1c	L-H	322	USA	TaylorMade Golf Company
Pole 1: TaylorMade with T in white Seam 1: ◀ TP5x ▶ with 5x in gray <u>view image here</u>	white	5P-1c	L-H	322	USA	TaylorMade Golf Company
Pole 1: TaylorMade with T in white Seam 1: ◀◀ Tour Response >> <u>view image here</u>	white	3P-1c	L-H	322	USA	TaylorMade Golf Company
Pole 1: TaylorMade with T in white Seam 1: ◀◀ TP5 >> <u>view image here</u>	white	5P-1c	L-H	322	USA	TaylorMade Golf Company

Effective - 2/4/2026 Thru 3/3/2026

<u>Pole /Seam Marking</u>	<u>Color</u>	<u>Construction</u>	<u>Spin Rating</u>	<u>Dimples</u>	<u>Country</u>	<u>Manufacturer</u>
Pole 1: TaylorMade with T in white Seam 1: << TP5 >> with << >> in gray view image here	white	5P-1c	L-H	322	USA	TaylorMade Golf Company
Pole 1: TaylorMade with T in white Seam 1: << TP5 >> with 5 and << >> in gray view image here	white	5P-1c	L-H	322	USA	TaylorMade Golf Company
Pole 1: TaylorMade with T in white Seam 1: << TP5 >> with 5 in gray view image here	white	5P-1c	L-M	322	USA	TaylorMade Golf Company
Pole 1: TaylorMade with T in white Seam 1: << TP5x >> view image here	white	5P-1c	L-M	322	USA	TaylorMade Golf Company
Pole 1: TaylorMade with T in white Seam 1: << TP5x >> with << >> in gray view image here	white	5P-1c	L-M	322	USA	TaylorMade Golf Company
Pole 1: TaylorMade with T in white Seam 1: << TP5x >> with 5x and << >> in gray view image here	white	5P-1c	L-M	322	USA	TaylorMade Golf Company
Pole 1: TaylorMade with T in white Seam 1: << TP5x >> with 5x in gray view image here	white	5P-1c	L-M	322	USA	TaylorMade Golf Company
Pole 1: TaylorMade with T in white Seam 1: << TP5x >> with TP in gray view image here	white	5P-1c	L-M	322	USA	TaylorMade Golf Company
Pole 1: TaylorMade with T in white Seam 1: - — TP5 — - with 5 in gray view image here	white	5P-1c	L-H	322	USA	TaylorMade Golf Company
Pole 1: TaylorMade with T in white Seam 1: • — TP5x — • view image here	white	5P-1c	L-M	322	USA	TaylorMade Golf Company
Pole 1: TaylorMade with T in white Seam 1: - — TP5x — - with TP in gray view image here	white	5P-1c	L-M	322	USA	TaylorMade Golf Company
Pole 1: TaylorMade with T in white Seam 1: - Tour Response - view image here	white	3P-1c	L-H	322	USA	TaylorMade Golf Company
Pole 1: TaylorMade with T in white Seam 1: Distance + in white in split horizontal bar w/vertical bar view image here	white	2P-1c	L-M	342	USA	TaylorMade Golf Company
Pole 1: TaylorMade with T in white Seam 1: — - TP5 - — view image here	white	5P-1c	L-H	322	USA	TaylorMade Golf Company
Pole 1: TaylorMade with T in white Seam 1: — - TP5x - — view image here	white	5P-1c	L-H	322	USA	TaylorMade Golf Company
Pole 1: TaylorMade with T in white Seam 1: — TP5 — view image here	white	5P-1c	L-H	322	USA	TaylorMade Golf Company

Effective - 2/4/2026 Thru 3/3/2026

<u>Pole /Seam Marking</u>	<u>Color</u>	<u>Construction</u>	<u>Spin Rating</u>	<u>Dimples</u>	<u>Country</u>	<u>Manufacturer</u>
Pole 1: TaylorMade with T in white Seam 1: — TP5 — with 5 in gray <u>view image here</u>	white	5P-1c	L-H	322	USA	TaylorMade Golf Company
Pole 1: TaylorMade with T in white Seam 1: — TP5x — <u>view image here</u>	white	5P-1c	L-M	322	USA	TaylorMade Golf Company
Pole 1: TaylorMade with T in white Seam 1: Speedsoft in white in black ◀ alignment line ▶ <u>view image here</u>	white	2P-1c	L-M	322	USA	TaylorMade Golf Company
Pole 1: TaylorMade with T in white Seam 1: Speedsoft in white in black ◀ alignment line ▶ <u>view image here</u>	white	2P-1c	L-M	322	USA	TaylorMade Golf Company
Pole 1: TaylorMade with T in white (alignment line) upper track around ball in various colors Pole 2: — - TP5x - — (alignment line) lower track around ball in various colors <u>view image here</u>	white	5P-1c	L-M	322	USA	TaylorMade Golf Company
Pole 1: TaylorMade with T in white (alignment line) upper track around ball in various colors Pole 2: - — TP5x — - (alignment line) lower track around ball in various colors <u>view image here</u>	white	5P-1c	L-M	322	USA	TaylorMade Golf Company
Pole 1: TaylorMade with T in white (alignment line) upper track around ball in various colors Pole 2: — TP5x — (alignment line) lower track around ball in various colors <u>view image here</u>	white	5P-1c	L-M	322	USA	TaylorMade Golf Company
Pole 1: TaylorMade with T in white (alignment line) upper track around ball in various colors Pole 2: — - TP5 - — (alignment line) lower track around ball in various colors <u>view image here</u>	white	5P-1c	L-H	322	USA	TaylorMade Golf Company
Pole 1: TaylorMade with T in white (alignment line) upper track around ball in various colors Pole 2: - — TP5 — - (alignment line) lower track around ball in various colors <u>view image here</u>	white	5P-1c	L-H	322	USA	TaylorMade Golf Company
Pole 1: TaylorMade with T in white (alignment line) upper track around ball in various colors Pole 2: (double line) (short double line) TP5 (short double line) (double line) (alignment line) lower track around ball in various colors Seam 1: • <u>view image here</u>	white	5P-1c	L-H	322	USA	TaylorMade Golf Company
Pole 1: TaylorMade with T in white (alignment line) upper track around ball in various colors Pole 2: (double line) (short double line) TP5x (short double line) (double line) (alignment line) lower track around ball in various colors Seam 1: • <u>view image here</u>	white	5P-1c	L-M	322	USA	TaylorMade Golf Company
Pole 1: TaylorMade with T in white (alignment line) upper track around ball in various colors Pole 2: (double line) TP5x (double line) (alignment line) lower track around ball in various colors Seam 1: • <u>view image here</u>	white	5P-1c	L-M	322	USA	TaylorMade Golf Company

Effective - 2/4/2026 Thru 3/3/2026

<u>Pole /Seam Marking</u>	<u>Color</u>	<u>Construction</u>	<u>Spin Rating</u>	<u>Dimples</u>	<u>Country</u>	<u>Manufacturer</u>
Pole 1: TaylorMade with T in white (alignment line) upper track around ball in various colors Pole 2: (double line) TP5 (double line) (alignment line) lower track around ball in various colors Seam 1: • <u>view image here</u>	white	5P-1c	L-H	322	USA	TaylorMade Golf Company
Pole 1: TaylorMade with T in white (alignment line) upper track around ball in various colors Pole 2: (double line) TP5 with 5 in gray (double line) (alignment line) lower track around ball in various colors Seam 1: • <u>view image here</u>	white	5P-1c	L-H	322	USA	TaylorMade Golf Company
Pole 1: TaylorMade with T in white (alignment line) upper track around ball in various colors Pole 2: (double line) TP5x with 5x in gray (double line) (alignment line) lower track around ball in various colors Seam 1: • <u>view image here</u>	white	5P-1c	L-M	322	USA	TaylorMade Golf Company
Pole 1: TaylorMade with T in yellow Pole 2: — - TP5 - — <u>view image here</u>	yellow	5P-1c	L-H	322	USA	TaylorMade Golf Company
Pole 1: TaylorMade with T in yellow Pole 2: — - TP5x - — <u>view image here</u>	yellow	5P-1c	L-H	322	USA	TaylorMade Golf Company
Pole 1: TaylorMade with T in yellow Seam 1: (double line) TP5 (double line) <u>view image here</u>	yellow	5P-1c	L-H	322	USA	TaylorMade Golf Company
Pole 1: TaylorMade with T in yellow Seam 1: (double line) TP5x (double line) <u>view image here</u>	yellow	5P-1c	L-M	322	USA	TaylorMade Golf Company
Pole 1: TaylorMade with T in yellow Seam 1: << Tour Response >> <u>view image here</u>	yellow	3P-1c	L-H	322	USA	TaylorMade Golf Company
Pole 1: TaylorMade with T in yellow Seam 1: - — TP5 — - <u>view image here</u>	yellow	5P-1c	L-H	322	USA	TaylorMade Golf Company
Pole 1: TaylorMade with T in yellow Seam 1: - — TP5x — - <u>view image here</u>	yellow	5P-1c	L-M	322	USA	TaylorMade Golf Company
Pole 1: TaylorMade with T in yellow Seam 1: - Tour Response - <u>view image here</u>	yellow	3P-1c	L-H	322	USA	TaylorMade Golf Company
Pole 1: TaylorMade with T in yellow Seam 1: Distance + in yellow in split horizontal bar w/vertical bar <u>view image here</u>	yellow	2P-1c	L-M	342	USA	TaylorMade Golf Company
Pole 1: TaylorMade with T in yellow Seam 1: — - TP5 - — <u>view image here</u>	yellow	5P-1c	L-H	322	USA	TaylorMade Golf Company
Pole 1: TaylorMade with T in yellow Seam 1: — - TP5x - — <u>view image here</u>	yellow	5P-1c	L-M	322	USA	TaylorMade Golf Company

Effective - 2/4/2026 Thru 3/3/2026

<u>Pole /Seam Marking</u>	<u>Color</u>	<u>Construction</u>	<u>Spin Rating</u>	<u>Dimples</u>	<u>Country</u>	<u>Manufacturer</u>
Pole 1: TaylorMade with T in yellow Seam 1: Speedsoft in yellow in black ◀ alignment line ▶ view image here	yellow	2P-1c	L-M	322	USA	TaylorMade Golf Company
Pole 1: TBE half circle underlined Pole 2: Tobiemon Seam 1: ◁ Tobiemon ▷ with ◁ ▷ in orange view image here	orange	2P-1c	M-M	352	JPN	Leader Media Techno Inc.
Pole 1: TBE half circle underlined Pole 2: Tobiemon Seam 1: ◁ Tobiemon ▷ with ◁ ▷ in pink view image here	pink	2P-1c	M-M	352	JPN	Leader Media Techno Inc.
Pole 1: TBE half circle underlined Pole 2: Tobiemon Seam 1: ◁ Tobiemon ▷ with ◁ ▷ in red view image here	red	2P-1c	M-M	352	JPN	Leader Media Techno Inc.
Pole 1: TBE half circle underlined Pole 2: Tobiemon Seam 1: ◁ Tobiemon ▷ with ◁ ▷ in yellow view image here	yellow	2P-1c	M-M	352	JPN	Leader Media Techno Inc.
Pole 1: TBE half circle underlined Seam 1: ☆☆☆☆☆☆☆ in orange outlined in black view image here	orange	2P-1c	M-M	352	JPN	Leader Media Techno Inc.
Pole 1: TBE half circle underlined Seam 1: ☆☆☆☆☆☆☆ in pink outlined in black view image here	pink	2P-1c	M-M	352	JPN	Leader Media Techno Inc.
Pole 1: TBE half circle underlined Seam 1: ☆☆☆☆☆☆☆ in yellow outlined in black view image here	yellow	2P-1c	M-M	352	JPN	Leader Media Techno Inc.
Pole 1: TBE half circle underlined in green Pole 2: Tobiemon in green Seam 1: ◁ Tobiemon ▷ in green with ◁ ▷ in white view image here	white	2P-1c	M-M	352	JPN	Leader Media Techno Inc.
Pole 1: TBE half circle underlined in green Seam 1: ☆☆☆☆☆☆☆ in white outlined in green view image here	white	2P-1c	M-M	352	JPN	Leader Media Techno Inc.
Pole 1: TBE half circle underlined Tobiemon in blue Pole 2: TBE V7 in blue Seam 1: (arrow) TBE V7 (arrow) in blue with (arrows) in white view image here	white	4P-1c	L-H	336	JPN	Leader Media Techno Inc.
Pole 1: TBE half circle underlined Tobiemon in green Pole 2: TBE V6 in green Seam 1: (arrow) TBE V6 (arrow) in green with (arrows) in white view image here	white	3P-1c	L-H	318	JPN	Leader Media Techno Inc.
Pole 1: TBE half circle underlined Tobiemon in green Pole 2: TBE V6 in green Seam 1: (arrow) TBE V6 (arrow) in green with (arrows) in yellow view image here	yellow	3P-1c	L-H	318	JPN	Leader Media Techno Inc.
Pole 1: Ti DNA Distance Seam 1: << Wilson Staff >> view image here	white	2P-1c	M-M	400	USA	Wilson Sporting Goods

Effective - 2/4/2026 Thru 3/3/2026

<u>Pole /Seam Marking</u>	<u>Color</u>	<u>Construction</u>	<u>Spin Rating</u>	<u>Dimples</u>	<u>Country</u>	<u>Manufacturer</u>
Pole 1: Titleist Seam 1: (alignment arrow in green) AVX (alignment arrow in green) w/ 360 alignment line above and below <u>view image here</u>	white	3P-1c	L-M	346	USA	Acushnet Company
Pole 1: Titleist Seam 1: (alignment arrow) Tour Soft (alignment arrow) in blue w/ 360 alignment line above and below <u>view image here</u>	white	2P-1c	L-M	346	USA	Acushnet Company
Pole 1: Titleist Seam 1: (arrow alignment feature) Trufeel (arrow alignment feature) in red Seam 2: arrow alignment feature in various colors <u>view image here</u>	white	2P-1c	L-M	376	USA	Acushnet Company
Pole 1: Titleist Seam 1: (arrow wedge parallel lines) Pro V1 (parallel lines arrow wedge) Seam 2: alignment arrow in various colors <u>view image here</u>	white	3P-1c	M-H	388	USA	Acushnet Company
Pole 1: Titleist Seam 1: (arrow wedge parallel lines) Pro V1 (parallel lines arrow wedge) <u>view image here</u>	yellow	3P-1c	M-H	388	USA	Acushnet Company
Pole 1: Titleist Seam 1: (arrow wedge parallel lines) Pro V1 (parallel lines arrow wedge) <u>view image here</u>	white	3P-1c	M-H	388	USA	Acushnet Company
Pole 1: Titleist Seam 1: (arrow wedge parallel lines) Pro V1 (parallel lines arrow wedge) in green <u>view image here</u>	white	3P-1c	M-H	388	USA	Acushnet Company
Pole 1: Titleist Seam 1: (arrow wedge parallel lines) Pro V1x (parallel lines arrow wedge) <u>view image here</u>	white	4P-1c	M-H	348	USA	Acushnet Company
Pole 1: Titleist Seam 1: (arrow wedge parallel lines) Pro V1x (parallel lines arrow wedge) <u>view image here</u>	yellow	4P-1c	M-H	348	USA	Acushnet Company
Pole 1: Titleist Seam 1: (arrow wedge parallel lines) Pro V1x (parallel lines arrow wedge) Seam 2: alignment arrow in various colors <u>view image here</u>	white	4P-1c	M-H	348	USA	Acushnet Company
Pole 1: Titleist Seam 1: (arrow wedge parallel lines) Pro V1x + (parallel lines arrow wedge) <u>view image here</u>	white	4P-1c	M-H	348	USA	Acushnet Company
Pole 1: Titleist Seam 1: (arrow) • Pro V1 (arrow) with (arrows) in gray <u>view image here</u>	white	3P-1c	M-H	352	USA	Acushnet Company
Pole 1: Titleist Seam 1: (arrow) AVX (arrow) with bars above and below <u>view image here</u>	yellow	3P-1c	L-M	346	USA	Acushnet Company
Pole 1: Titleist Seam 1: (arrow) AVX (arrow) with bars above and below <u>view image here</u>	white	3P-1c	L-M	346	USA	Acushnet Company
Pole 1: Titleist Seam 1: (arrow) TruFeel (arrow) and bars above and below <u>view image here</u>	red	2P-1c	L-M	376	USA	Acushnet Company

Effective - 2/4/2026 Thru 3/3/2026

<u>Pole /Seam Marking</u>	<u>Color</u>	<u>Construction</u>	<u>Spin Rating</u>	<u>Dimples</u>	<u>Country</u>	<u>Manufacturer</u>
Pole 1: Titleist Seam 1: (arrow) TruFeel (arrow) and bars above and below in red <u>view image here</u>	yellow	2P-1c	L-M	376	USA	Acushnet Company
Pole 1: Titleist Seam 1: (arrow) TruFeel (arrow) and bars above and below in red <u>view image here</u>	white	2P-1c	L-M	376	USA	Acushnet Company
Pole 1: Titleist Seam 1: (arrow) Velocity in green in black tapered bar (arrow) with (arrows) in green <u>view image here</u>	green	2P-1c	L-L	350	USA	Acushnet Company
Pole 1: Titleist Seam 1: (arrow) Velocity in orange in black tapered bar (arrow) with (arrows) in orange <u>view image here</u>	orange	2P-1c	L-L	350	USA	Acushnet Company
Pole 1: Titleist Seam 1: (arrowhead 3 lines) Tour Soft (3 lines arrowhead) <u>view image here</u>	white	2P-1c	L-M	386	USA	Acushnet Company
Pole 1: Titleist Seam 1: (arrowhead 3 lines) Tour Soft (3 lines arrowhead) <u>view image here</u>	yellow	2P-1c	L-M	386	USA	Acushnet Company
Pole 1: Titleist Seam 1: (arrowhead 3 lines) Tour Soft (3 lines arrowhead) Seam 2: alignment lines in various colors <u>view image here</u>	white	2P-1c	L-M	386	USA	Acushnet Company
Pole 1: Titleist Seam 1: (arrowhead parallel lines) Pro V1 (parallel lines arrowhead) <u>view image here</u>	white	3P-1c	M-H	388	USA	Acushnet Company
Pole 1: Titleist Seam 1: (arrowhead parallel lines) Pro V1x (parallel lines arrowhead) <u>view image here</u>	white	4P-1c	M-H	348	USA	Acushnet Company
Pole 1: Titleist Seam 1: (pointed bar in blue w/ white stars) Pro V1 (pointed bar in blue w/white stars) w/red bar above and below <u>view image here</u>	white	3P-1c	M-H	388	USA	Acushnet Company
Pole 1: Titleist Seam 1: (pointed bar in blue w/ white stars) Pro V1x (pointed bar in blue w/white stars) w/red bar above and below <u>view image here</u>	white	4P-1c	M-H	348	USA	Acushnet Company
Pole 1: Titleist Seam 1: (pointed bar) (2 dots above dot) Pro V1x (pointed bar) <u>view image here</u>	white	4P-1c	L-L	388	USA	Acushnet Company
Pole 1: Titleist Seam 1: (pointed bar) (3 dots) Pro V1x (pointed bar) <u>view image here</u>	white	4P-1c	L-L	388	USA	Acushnet Company
Pole 1: Titleist Seam 1: (pointed bar) - Pro V1x (pointed bar) <u>view image here</u>	white	4P-1c	M-H	348	USA	Acushnet Company
Pole 1: Titleist Seam 1: (pointed bar) - Pro V1x (pointed bar) Seam 2: two-sided alignment arrow in various colors <u>view image here</u>	white	4P-1c	M-H	348	USA	Acushnet Company

<u>Pole /Seam Marking</u>	<u>Color</u>	<u>Construction</u>	<u>Spin Rating</u>	<u>Dimples</u>	<u>Country</u>	<u>Manufacturer</u>
Pole 1: Titleist Seam 1: (pointed bar) - Pro V1x (pointed bar) w/bar above and below <u>view image here</u>	white	4P-1c	M-H	348	USA	Acushnet Company
Pole 1: Titleist Seam 1: (pointed bar) •• Pro V1x (pointed bar) <u>view image here</u>	white	4P-1c	L-L	388	USA	Acushnet Company
Pole 1: Titleist Seam 1: (pointed bar) Pro V1 (pointed bar) <u>view image here</u>	white	3P-1c	M-H	388	USA	Acushnet Company
Pole 1: Titleist Seam 1: (pointed bar) Pro V1 (pointed bar) Seam 2: Tour <u>view image here</u>	white	3P-1c	M-H	388	USA	Acushnet Company
Pole 1: Titleist Seam 1: (pointed bar) Pro V1 (pointed bar) <u>view image here</u>	yellow	3P-1c	M-H	388	USA	Acushnet Company
Pole 1: Titleist Seam 1: (pointed bar) Pro V1 (pointed bar) Seam 2: two-sided alignment arrow in various colors <u>view image here</u>	white	3P-1c	M-H	388	USA	Acushnet Company
Pole 1: Titleist Seam 1: (pointed bar) Pro V1 (pointed bar) in green <u>view image here</u>	white	3P-1c	M-H	388	USA	Acushnet Company
Pole 1: Titleist Seam 1: (pointed bar) Pro V1 (pointed bar) w/bar above and below <u>view image here</u>	white	3P-1c	M-H	388	USA	Acushnet Company
Pole 1: Titleist Seam 1: (pointed bar) Pro V1x (pointed bar) <u>view image here</u>	yellow	4P-1c	M-H	348	USA	Acushnet Company
Pole 1: Titleist Seam 1: (pointed bar) Pro V1x (pointed bar) <u>view image here</u>	white	4P-1c	M-H	348	USA	Acushnet Company
Pole 1: Titleist Seam 1: (pointed bar) Pro V1x (pointed bar) Seam 2: Tour in red <u>view image here</u>	white	4P-1c	M-H	348	USA	Acushnet Company
Pole 1: Titleist Seam 1: (pointed bar) Pro V1x (pointed bar) Seam 2: two-sided alignment arrow in various colors <u>view image here</u>	white	4P-1c	M-H	348	USA	Acushnet Company
Pole 1: Titleist Seam 1: (pointed bar) Pro V1x (pointed bar) w/bar above and below <u>view image here</u>	white	4P-1c	M-H	348	USA	Acushnet Company
Pole 1: Titleist Seam 1: (triple lines) AVX (triple lines) <u>view image here</u>	white	3P-1c	L-M	346	USA	Acushnet Company
Pole 1: Titleist Seam 1: (triple lines) AVX (triple lines) <u>view image here</u>	yellow	3P-1c	L-M	346	USA	Acushnet Company

Effective - 2/4/2026 Thru 3/3/2026

<u>Pole /Seam Marking</u>	<u>Color</u>	<u>Construction</u>	<u>Spin Rating</u>	<u>Dimples</u>	<u>Country</u>	<u>Manufacturer</u>
Pole 1: Titleist Seam 1: (wedge) - Pro V1x (wedge) Seam 2: two-sided alignment arrow in various colors <u>view image here</u>	white	4P-1c	M-H	328	USA	Acushnet Company
Pole 1: Titleist Seam 1: (wedge) - Pro V1x (wedge) <u>view image here</u>	white	4P-1c	M-H	328	USA	Acushnet Company
Pole 1: Titleist Seam 1: (wedge) - Pro V1x (wedge) Seam 2: alignment arrow in various colors <u>view image here</u>	white	4P-1c	M-H	328	USA	Acushnet Company
Pole 1: Titleist Seam 1: (wedge) - Pro V1x (wedge) with bars above and below <u>view image here</u>	white	4P-1c	M-H	328	USA	Acushnet Company
Pole 1: Titleist Seam 1: (wedge) Pro V1 (wedge) <u>view image here</u>	white	3P-1c	M-H	352	USA	Acushnet Company
Pole 1: Titleist Seam 1: (wedge) Pro V1 (wedge) with (wedges) in gray <u>view image here</u>	white	3P-1c	M-H	352	USA	Acushnet Company
Pole 1: Titleist Seam 1: (wedge) Pro V1 ★ (wedge) <u>view image here</u>	white	3P-1c	M-H	352	USA	Acushnet Company
Pole 1: Titleist Seam 1: (wedge) Pro V1x (wedge) with (wedges) in gray <u>view image here</u>	white	4P-1c	M-H	328	USA	Acushnet Company
Pole 1: Titleist Seam 1: ◀◀ Velocity in green in black tapered bar ▶▶ <u>view image here</u>	green	2P-1c	L-L	350	USA	Acushnet Company
Pole 1: Titleist Seam 1: ◀◀ Velocity in orange in black tapered bar ▶▶ <u>view image here</u>	orange	2P-1c	L-L	350	USA	Acushnet Company
Pole 1: Titleist Seam 1: ◀◀ Velocity in white in blue tapered bar ▶▶ with ◀▶ in blue Seam 2: dotted arrows in various colors <u>view image here</u>	white	2P-1c	L-L	350	USA	Acushnet Company
Pole 1: Titleist Seam 1: ◀◀ Velocity in white in orange tapered bar ▶▶ with ◀▶ in orange Seam 2: dotted arrows in various colors <u>view image here</u>	white	2P-1c	L-L	350	USA	Acushnet Company
Pole 1: Titleist Seam 1: ◀◀ Velocity in white in orange tapered bar ▶▶ with ◀▶ in orange <u>view image here</u>	white	2P-1c	L-L	350	USA	Acushnet Company
Pole 1: Titleist Seam 1: ◀ — Gran Z — ▶ <u>view image here</u>	white	3P-1c	I-M	332	USA	Acushnet Company
Pole 1: Titleist Seam 1: ◀ Velocity in green in black tapered bar ▶ <u>view image here</u>	green	2P-1c	L-L	350	USA	Acushnet Company

Effective - 2/4/2026 Thru 3/3/2026

<u>Pole /Seam Marking</u>	<u>Color</u>	<u>Construction</u>	<u>Spin Rating</u>	<u>Dimples</u>	<u>Country</u>	<u>Manufacturer</u>
Pole 1: Titleist Seam 1: ◀ Velocity in orange in black tapered bar ▶ <u>view image here</u>	orange	2P-1c	L-L	350	USA	Acushnet Company
Pole 1: Titleist Seam 1: ◀ Velocity in white in black tapered bar ▶ <u>view image here</u>	white	2P-1c	L-L	350	USA	Acushnet Company
Pole 1: Titleist Seam 1: ◀◀ VG3 ▶▶ with 3 in red with line above and below <u>view image here</u>	white	3P-1c	L-M	312	USA	Acushnet Company
Pole 1: Titleist Seam 1: ◀◀ VG3 ▶▶ with line above and below <u>view image here</u>	yellow	3P-1c	L-M	312	USA	Acushnet Company
Pole 1: Titleist Seam 1: ◀◀ VG3 ▶▶ with line above and below <u>view image here</u>	green	3P-1c	L-M	312	USA	Acushnet Company
Pole 1: Titleist Seam 1: AVX in white in green 360 faded alignment bar <u>view image here</u>	white	3P-1c	L-M	346	USA	Acushnet Company
Pole 1: Titleist Seam 1: HVC – Soft Feel <u>view image here</u>	white	2P-1c	L-M	392	USA	Acushnet Company
Pole 1: Titleist Seam 1: HVC – Soft Feel <u>view image here</u>	orange	2P-1c	L-M	392	USA	Acushnet Company
Pole 1: Titleist Seam 1: HVC Soft Distance <u>view image here</u>	white	2P-1c	L-M	440	USA	Acushnet Company
Pole 1: Titleist Seam 1: Tour Soft in green in bar w/line above and below w/vertical bar <u>view image here</u>	green	2P-1c	L-M	346	USA	Acushnet Company
Pole 1: Titleist Seam 1: Tour Soft in pink in bar w/line above and below w/vertical bar <u>view image here</u>	pink	2P-1c	L-M	346	USA	Acushnet Company
Pole 1: Titleist Seam 1: Tour Soft in white in bar w/line above and below w/vertical bar <u>view image here</u>	white	2P-1c	L-M	346	USA	Acushnet Company
Pole 1: Titleist Seam 1: Tour Soft in yellow in bar w/line above and below w/vertical bar <u>view image here</u>	yellow	2P-1c	L-M	346	USA	Acushnet Company
Pole 1: Titleist Seam 1: Tour Soft with line above and below with vertical bar <u>view image here</u>	white	2P-1c	L-M	346	USA	Acushnet Company
Pole 1: Titleist Seam 1: Tour Soft with line above and below with vertical bar <u>view image here</u>	yellow	2P-1c	L-M	346	USA	Acushnet Company
Pole 1: Titleist Seam 1: TruFeel with single upper/lower and double side bars <u>view image here</u>	red	2P-1c	L-L	376	USA	Acushnet Company

Effective - 2/4/2026 Thru 3/3/2026

<u>Pole /Seam Marking</u>	<u>Color</u>	<u>Construction</u>	<u>Spin Rating</u>	<u>Dimples</u>	<u>Country</u>	<u>Manufacturer</u>
Pole 1: Titleist Seam 1: TruFeel with single upper/lower and double side bars in red <u>view image here</u>	yellow	2P-1c	L-L	376	USA	Acushnet Company
Pole 1: Titleist Seam 1: TruFeel with single upper/lower and double side bars in red <u>view image here</u>	white	2P-1c	L-L	376	USA	Acushnet Company
Pole 1: Titleist (arrow wedge parallel lines) Pro V1 (parallel lines arrow wedge) <u>view image here</u>	white	3P-1c	M-H	388	USA	Acushnet Company
Pole 1: Titleist (arrow wedge parallel lines) Pro V1x (parallel lines arrow wedge) <u>view image here</u>	white	4P-1c	M-H	348	USA	Acushnet Company
Pole 1: Titleist (pointed bar) Pro V1 (pointed bar) <u>view image here</u>	white	3P-1c	M-H	388	USA	Acushnet Company
Pole 1: Titleist (pointed bar) Pro V1x (pointed bar) <u>view image here</u>	white	4P-1c	M-H	348	USA	Acushnet Company
Pole 1: Top Flite with TF logo Seam 1: — XL Control <u>view image here</u>	pink	2P-1c	L-M	332	USA	Dick's Sporting Goods
Pole 1: Top Flite with TF logo Seam 1: — XL Control ► <u>view image here</u>	pink	2P-1c	L-H	332	USA	Dick's Sporting Goods
Pole 1: Top Flite with TF logo Seam 1: — XL Control ► <u>view image here</u>	orange	2P-1c	L-M	332	USA	Dick's Sporting Goods
Pole 1: Top Flite with TF logo Seam 1: — XL Control ► <u>view image here</u>	purple	2P-1c	L-M	332	USA	Dick's Sporting Goods
Pole 1: Top Flite with TF logo Seam 1: — XL Control ► <u>view image here</u>	green	2P-1c	L-M	332	USA	Dick's Sporting Goods
Pole 1: Top Flite with TF logo Seam 1: — XL Control ► <u>view image here</u>	yellow	2P-1c	L-H	332	USA	Dick's Sporting Goods
Pole 1: Top Flite with TF logo Seam 1: — XL Control ► <u>view image here</u>	white	2P-1c	L-H	332	USA	Dick's Sporting Goods
Pole 1: Top Flite with TF logo Seam 1: — XL Distance <u>view image here</u>	yellow	2P-1c	L-M	332	USA	Dick's Sporting Goods
Pole 1: Top Flite with TF logo Seam 1: — XL Distance ► <u>view image here</u>	red	2P-1c	L-M	332	USA	Dick's Sporting Goods
Pole 1: Top Flite with TF logo Seam 1: — XL Distance ► <u>view image here</u>	green	2P-1c	L-M	332	USA	Dick's Sporting Goods
Pole 1: Top Flite with TF logo Seam 1: — XL Distance ► <u>view image here</u>	white	2P-1c	L-M	332	USA	Dick's Sporting Goods

<u>Pole /Seam Marking</u>	<u>Color</u>	<u>Construction</u>	<u>Spin Rating</u>	<u>Dimples</u>	<u>Country</u>	<u>Manufacturer</u>
Pole 1: Top Flite with TF logo Seam 1: — XL Distance ► view image here	orange	2P-1c	L-M	332	USA	Dick's Sporting Goods
Pole 1: Top Flite with TF logo Seam 1: — XL Distance ► view image here	yellow	2P-1c	L-M	332	USA	Dick's Sporting Goods
Pole 1: Tour Edge Seam 1: (triple lines in red) Hot Launch (triple lines in red) view image here	white	2P-1c	L-M	312	USA	Tour Edge Golf
Pole 1: Tour Edge Seam 1: ■■■ Exotics ■■■ view image here	white	3P-2c	L-H	318	USA	Tour Edge Golf
Pole 1: Tour Special Pole 2: Dunlop DDH view image here	white	2P-1c	L-L	432	JPN	Sumitomo Rubber Industries, Ltd.
Pole 1: Tour Special Seam 1: (triple line) Soft Feeling (triple line) view image here	yellow	2P-1c	L-L	324	JPN	Sumitomo Rubber Industries, Ltd.
Pole 1: Tour Special Seam 1: — Soft Feeling — view image here	white	2P-1c	L-L	328	JPN	Sumitomo Rubber Industries, Ltd.
Pole 1: Tour Special Pole 2: Dunlop DDH Seam 1: Soft Feeling view image here	yellow	2P-1c	L-L	432	JPN	Sumitomo Rubber Industries, Ltd.
Pole 1: Tour Special in blue Seam 1: (triple line) Soft Feeling (triple line) in blue view image here	white	2P-1c	L-L	324	JPN	Sumitomo Rubber Industries, Ltd.
Pole 1: Tour Special in blue Seam 1: — Soft Feeling — in blue view image here	white	2P-1c	L-L	328	JPN	Sumitomo Rubber Industries, Ltd.
Pole 1: Tour Special in blue Pole 2: Dunlop DDH in blue Seam 1: Royal Blue in blue view image here	white	2P-1c	L-L	432	JPN	Sumitomo Rubber Industries, Ltd.
Pole 1: Tour Special in green Pole 2: Dunlop DDH in green Seam 1: Soft Feeling in green view image here	white	2P-1c	L-L	432	JPN	Sumitomo Rubber Industries, Ltd.
Pole 1: TourStage Seam 1: —S◆ 100 view image here	white	2P-1c	L-L	330	JPN	Bridgestone Sports Co. Ltd.
Pole 1: TourStage Seam 1: Extra Distance with X in orange Distance underlined view image here	orange	2P-1c	L-L	372	JPN	Bridgestone Sports Co. Ltd.
Pole 1: TourStage Seam 1: Extra Distance with X in white Distance underlined view image here	white	2P-1c	L-L	372	JPN	Bridgestone Sports Co. Ltd.
Pole 1: TourStage Seam 1: Extra Distance with X in yellow Distance underlined view image here	yellow	2P-1c	L-L	372	JPN	Bridgestone Sports Co. Ltd.

Effective - 2/4/2026 Thru 3/3/2026

<u>Pole /Seam Marking</u>	<u>Color</u>	<u>Construction</u>	<u>Spin Rating</u>	<u>Dimples</u>	<u>Country</u>	<u>Manufacturer</u>
Pole 1: Trans Continents and symbol in navy Seam 1: arrow symbol in navy <u>view image here</u>	yellow	2P-1c	L-L	332	JPN	Kasco Corporation
Pole 1: Trans Continents and symbol in navy Seam 1: arrow symbol in navy <u>view image here</u>	orange	2P-1c	L-L	332	JPN	Kasco Corporation
Pole 1: Trans Continents and symbol in navy Seam 1: arrow symbol in navy <u>view image here</u>	blue	2P-1c	L-L	332	JPN	Kasco Corporation
Pole 1: Trans Continents and symbol in navy Seam 1: arrow symbol in navy <u>view image here</u>	red	2P-1c	L-L	332	JPN	Kasco Corporation
Pole 1: Trust with logo Seam 1: - BISON (V in black) POWER - in white in split line with line above and below <u>view image here</u>	white	3P-1c	M-H	332	TWN	Kerichem Materials Science Ltd.
Pole 1: Trust with logo Seam 1: - BISON (X in red) POWER - in white in split red line with red line above and below <u>view image here</u>	white	3P-1c	M-H	332	TWN	Kerichem Materials Science Ltd.
Pole 1: Trust with logo Seam 1: ◀ Aurora ▶ <u>view image here</u>	blue	3P-1c	M-H	332	TWN	Kerichem Materials Science Ltd.
Pole 1: Trust with logo Seam 1: ◀ Aurora ▶ <u>view image here</u>	orange	3P-1c	M-H	332	TWN	Kerichem Materials Science Ltd.
Pole 1: Trust with logo Seam 1: ◀ Aurora ▶ <u>view image here</u>	yellow	3P-1c	M-H	332	TWN	Kerichem Materials Science Ltd.
Pole 1: Trust with logo Seam 1: ◀ Rosa ▶ <u>view image here</u>	pink	3P-1c	M-H	332	TWN	Kerichem Materials Science Ltd.
Pole 1: Trust with logo Seam 1: — Panther — in white in black bar with line above and below <u>view image here</u>	white	2P-1c	M-H	332	TWN	Kerichem Materials Science Ltd.
Pole 1: UG logo in brown Seam 1: The Underground with line above and below in brown <u>view image here</u>	white	4P-3c	L-H	336	USA	Underground Golf LLC
Pole 1: Ultra Seam 1: Wilson in white in black split arrow <u>view image here</u>	white	2P-1c	L-L	432	USA	Wilson Sporting Goods
Pole 1: Ultra Seam 1: Wilson in yellow in black split arrow <u>view image here</u>	yellow	2P-1c	L-L	432	USA	Wilson Sporting Goods
Pole 1: Ultra 500 Seam 1: (long arrow) Wilson (long arrow) <u>view image here</u>	yellow	2P-1c	L-L	432	USA	Wilson Sporting Goods
Pole 1: V Plus with symbol Seam 1: (arrow) U3 (arrow) with line above and below <u>view image here</u>	white	3P-2c	M-M	322	TWN	Scanna Co. Ltd.

Effective - 2/4/2026 Thru 3/3/2026

<u>Pole /Seam Marking</u>	<u>Color</u>	<u>Construction</u>	<u>Spin Rating</u>	<u>Dimples</u>	<u>Country</u>	<u>Manufacturer</u>
Pole 1: V Plus with symbol Seam 1: (arrow) U5 (arrow) with line above and below <u>view image here</u>	white	5P-3c	M-M	322	TWN	Scanna Co. Ltd.
Pole 1: V Plus with symbol Seam 1: (arrow) U5X (arrow) with line above and below in red <u>view image here</u>	white	5P-3c	M-M	322	TWN	Scanna Co. Ltd.
Pole 1: V with (dot logo) Seam 1: (arrow) ORIGIN (arrow) with (arrows) in white outlined in black <u>view image here</u>	white	4P-3c	L-H	336	NZL	Volle Golf Limited
Pole 1: V with (dot logo) Seam 1: (arrow) ORIGIN-X (arrow) with (arrows) in white outlined in black <u>view image here</u>	white	3P-2c	L-H	318	NZL	Volle Golf Limited
Pole 1: VcG Seam 1: ←VcG 3.0 BY SNYDER→ in silver <u>view image here</u>	white	2P-1c	M-	440	GER	Schneider & Schneider Sports GmbH
Pole 1: Venture with logo in black/yellow Seam 1: (double line) Venture Soft (double line) <u>view image here</u>	yellow	2P-1c	L-L	332	USA	Golfballs.com
Pole 1: Venture with logo in blue/white Seam 1: (double line) RS - 1 (double line) <u>view image here</u>	white	2P-1c	L-L	332	USA	Golfballs.com
Pole 1: Venture with logo in green/white Seam 1: (double line) Venture Soft (double line) <u>view image here</u>	white	2P-1c	L-L	332	USA	Golfballs.com
Pole 1: Venture with logo in red/white Seam 1: (tapered line) RD - 1 (tapered line) <u>view image here</u>	white	2P-1c	L-L	332	USA	Golfballs.com
Pole 1: Venture with logo in red/yellow Seam 1: (tapered line) RD - 1 (tapered line) <u>view image here</u>	yellow	2P-1c	L-L	332	USA	Golfballs.com
Pole 1: VH and symbol 1 in white in pink heart Seam 1: << Viva Heart >> and symbol <u>view image here</u>	white	2P-1c	M-M	350	JPN	Grip International Co., Ltd.
Pole 1: Vice Seam 1: Drive in white in black double ended arrow <u>view image here</u>	white	2P-1c	L-M	312	GER	Vice Sporting Goods GmbH
Pole 1: Vice Seam 1: Drive in white in black line <u>view image here</u>	white	2P-1c	L-M	312	GER	Vice Sporting Goods GmbH
Pole 1: Vice Seam 1: Pro Air in green in black double ended arrow <u>view image here</u>	green	3P-2c	L-H	318	GER	Vice Sporting Goods GmbH
Pole 1: Vice Seam 1: Pro Air in green in black double ended arrow <u>view image here</u>	green/ora nge/black	3P-2c	L-H	318	GER	Vice Sporting Goods GmbH
Pole 1: Vice Seam 1: Pro Air in pink in black double ended arrow <u>view image here</u>	pink	3P-2c	L-H	318	GER	Vice Sporting Goods GmbH

Effective - 2/4/2026 Thru 3/3/2026

<u>Pole /Seam Marking</u>	<u>Color</u>	<u>Construction</u>	<u>Spin Rating</u>	<u>Dimples</u>	<u>Country</u>	<u>Manufacturer</u>
Pole 1: Vice Seam 1: Pro Air in various colours in double ended arrow <u>view image here</u>	pink/purple/blue	3P-2c	L-H	318	GER	Vice Sporting Goods GmbH
Pole 1: Vice Seam 1: Pro Air in white in arrow with and band above and below in black/green <u>view image here</u>	white	3P-2c	L-H	318	GER	Vice Sporting Goods GmbH
Pole 1: Vice Seam 1: Pro Air in white in black double ended arrow <u>view image here</u>	white	3P-2c	L-H	318	GER	Vice Sporting Goods GmbH
Pole 1: Vice Seam 1: Pro Air in white in black double ended arrow <u>view image here</u>	white\yellow\green	3P-2c	L-H	318	GER	Vice Sporting Goods GmbH
Pole 1: Vice Seam 1: Pro Air in white in black double ended arrow <u>view image here</u>	white\red\black	3P-2c	L-H	318	GER	Vice Sporting Goods GmbH
Pole 1: Vice Seam 1: Pro in blue in black line <u>view image here</u>	blue	3P-2c	L-H	318	GER	Vice Sporting Goods GmbH
Pole 1: Vice Seam 1: Pro in green in black double ended arrow <u>view image here</u>	green	3P-2c	L-H	318	GER	Vice Sporting Goods GmbH
Pole 1: Vice Seam 1: Pro in green in black line <u>view image here</u>	green	3P-2c	L-H	318	GER	Vice Sporting Goods GmbH
Pole 1: Vice Seam 1: Pro in red in black line <u>view image here</u>	red	3P-2c	L-H	318	GER	Vice Sporting Goods GmbH
Pole 1: Vice Seam 1: Pro in red/orange in black double ended arrow <u>view image here</u>	red/orange	3P-2c	L-H	318	GER	Vice Sporting Goods GmbH
Pole 1: Vice Seam 1: Pro in red/orange in black line <u>view image here</u>	red/orange	3P-2c	L-H	318	GER	Vice Sporting Goods GmbH
Pole 1: Vice Seam 1: Pro in white in arrow with above and below in blue with band above and below in red/blue <u>view image here</u>	white	3P-2c	L-H	318	GER	Vice Sporting Goods GmbH
Pole 1: Vice Seam 1: Pro in white in black double ended arrow <u>view image here</u>	white	3P-2c	L-H	318	GER	Vice Sporting Goods GmbH
Pole 1: Vice Seam 1: Pro in white in black double ended arrow <u>view image here</u>	white/green/black	3P-2c	L-H	318	GER	Vice Sporting Goods GmbH
Pole 1: Vice Seam 1: Pro in white in black line <u>view image here</u>	white/green/black	3P-2c	L-H	318	GER	Vice Sporting Goods GmbH
Pole 1: Vice Seam 1: Pro in white in black line <u>view image here</u>	white	3P-2c	L-H	318	GER	Vice Sporting Goods GmbH

Effective - 2/4/2026 Thru 3/3/2026

<u>Pole /Seam Marking</u>	<u>Color</u>	<u>Construction</u>	<u>Spin Rating</u>	<u>Dimples</u>	<u>Country</u>	<u>Manufacturer</u>
Pole 1: Vice Seam 1: Pro Plus in yellow/pink in double ended arrow <u>view image here</u>	yellow/pink	3P-2c	L-H	318	GER	Vice Sporting Goods GmbH
Pole 1: Vice Seam 1: Pro Plus in gold in black double ended arrow <u>view image here</u>	gold	4P-3c	L-H	336	GER	Vice Sporting Goods GmbH
Pole 1: Vice Seam 1: Pro Plus in gold in black line <u>view image here</u>	gold	4P-3c	L-H	336	GER	Vice Sporting Goods GmbH
Pole 1: Vice Seam 1: Pro Plus in green in black double ended arrow <u>view image here</u>	green	4P-3c	L-H	336	GER	Vice Sporting Goods GmbH
Pole 1: Vice Seam 1: Pro Plus in green in black line <u>view image here</u>	green	4P-3c	L-H	336	GER	Vice Sporting Goods GmbH
Pole 1: Vice Seam 1: Pro Plus in red in black line <u>view image here</u>	red	4P-3c	L-H	336	GER	Vice Sporting Goods GmbH
Pole 1: Vice Seam 1: Pro Plus in white in arrow with and band above and below <u>view image here</u>	white	4P-3c	L-H	336	GER	Vice Sporting Goods GmbH
Pole 1: Vice Seam 1: Pro Plus in white in black double ended arrow <u>view image here</u>	white/green/black	4P-3c	L-H	336	GER	Vice Sporting Goods GmbH
Pole 1: Vice Seam 1: Pro Plus in white in black double ended arrow <u>view image here</u>	white	4P-3c	L-H	336	GER	Vice Sporting Goods GmbH
Pole 1: Vice Seam 1: Pro Plus in white in black line <u>view image here</u>	white	4P-3c	L-H	336	GER	Vice Sporting Goods GmbH
Pole 1: Vice Seam 1: Pro Plus in white in black line <u>view image here</u>	white/green/black	4P-3c	L-H	336	GER	Vice Sporting Goods GmbH
Pole 1: Vice Seam 1: Pro Plus in yellow/orange in black double ended arrow <u>view image here</u>	yellow/orange	4P-3c	L-H	336	GER	Vice Sporting Goods GmbH
Pole 1: Vice Seam 1: Pro Plus in yellow/orange in black line <u>view image here</u>	yellow/orange	4P-3c	L-H	336	GER	Vice Sporting Goods GmbH
Pole 1: Vice Seam 1: Pro Soft in green in black line <u>view image here</u>	green	3P-2c	L-H	318	GER	Vice Sporting Goods GmbH
Pole 1: Vice Seam 1: Pro Soft in red in black line <u>view image here</u>	red	3P-2c	L-H	318	GER	Vice Sporting Goods GmbH
Pole 1: Vice Seam 1: Pro Soft in white in black line <u>view image here</u>	white	3P-2c	L-H	318	GER	Vice Sporting Goods GmbH

Effective - 2/4/2026 Thru 3/3/2026

<u>Pole /Seam Marking</u>	<u>Color</u>	<u>Construction</u>	<u>Spin Rating</u>	<u>Dimples</u>	<u>Country</u>	<u>Manufacturer</u>
Pole 1: Vice Seam 1: Pro Soft in white in black line <u>view image here</u>	white/orange/black	3P-2c	L-H	318	GER	Vice Sporting Goods GmbH
Pole 1: Vice Seam 1: Pro Zero in white in black line <u>view image here</u>	white	3P-1c	L-H	344	GER	Vice Sporting Goods GmbH
Pole 1: Vice Seam 1: Tour in white in black double ended arrow <u>view image here</u>	white	3P-2c	L-M	312	GER	Vice Sporting Goods GmbH
Pole 1: Vice Seam 1: Tour in white in black line <u>view image here</u>	white	3P-2c	L-M	392	GER	Vice Sporting Goods GmbH
Pole 1: Vice Pole 2: Lightning Bolt pattern in various colours Seam 1: Tour in white in double ended arrow Seam 2: Lightning Bolt pattern in various colours <u>view image here</u>	white	3P-2c	L-M	312	GER	Vice Sporting Goods GmbH
Pole 1: Vice in blue Seam 1: Pro in white in blue double ended arrow <u>view image here</u>	white/orange/blue	3P-2c	L-H	318	GER	Vice Sporting Goods GmbH
Pole 1: Vice in blue Seam 1: Pro in white in blue line <u>view image here</u>	white/orange/blue	3P-2c	L-H	318	GER	Vice Sporting Goods GmbH
Pole 1: Vice in blue Seam 1: Pro Plus in white in blue double ended arrow <u>view image here</u>	white/orange/blue	4P-3c	L-H	336	GER	Vice Sporting Goods GmbH
Pole 1: Vice in blue Seam 1: Pro Plus in white in blue line <u>view image here</u>	white/orange/blue	4P-3c	L-H	336	GER	Vice Sporting Goods GmbH
Pole 1: Vice in blue Pole 2: Sketch pattern in various colours Seam 1: Tour in white in double ended arrow in blue Seam 2: Sketch pattern in various colours <u>view image here</u>	white	3P-2c	L-M	312	GER	Vice Sporting Goods GmbH
Pole 1: Vice in blue with black outline Pole 2: Vice in orange with black outline Seam 1: ○○○○ TOUR JR ○○○○ <u>view image here</u>	white	2P-1c	L-M	312	GER	Vice Sporting Goods GmbH
Pole 1: Vice in blue with black outline Pole 2: Vice in orange with black outline Seam 1: ○○○○ TOUR JR ○○○○ in yellow with black outline <u>view image here</u>	yellow	2P-1c	L-M	312	GER	Vice Sporting Goods GmbH
Pole 1: Vice in blue with black outline Seam 1: Drive in blue in black double ended arrow <u>view image here</u>	blue	2P-1c	L-M	312	GER	Vice Sporting Goods GmbH
Pole 1: Vice in orange Seam 1: Pro Soft in orange in orange line <u>view image here</u>	orange	3P-2c	L-H	318	GER	Vice Sporting Goods GmbH
Pole 1: Vice in pink with black outline Seam 1: Drive in pink in black double ended arrow <u>view image here</u>	pink	2P-1c	L-M	312	GER	Vice Sporting Goods GmbH

Effective - 2/4/2026 Thru 3/3/2026

<u>Pole /Seam Marking</u>	<u>Color</u>	<u>Construction</u>	<u>Spin Rating</u>	<u>Dimples</u>	<u>Country</u>	<u>Manufacturer</u>
Pole 1: Vice in pink with black outline Seam 1: Tour in black in pink double ended arrow with black outline <u>view image here</u>	grey	3P-2c	L-M	312	GER	Vice Sporting Goods GmbH
Pole 1: Vice in white in black outline Seam 1: < PRO JR > with < > in white with red outline <u>view image here</u>	white	3P-2c	L-H	318	GER	Vice Sporting Goods GmbH
Pole 1: Vice in yellow in black outline Seam 1: < PRO JR > with < > in yellow with red outline <u>view image here</u>	yellow	3P-2c	L-H	318	GER	Vice Sporting Goods GmbH
Pole 1: Vice in yellow with black outline Seam 1: Drive in yellow in black double ended arrow <u>view image here</u>	yellow	2P-1c	L-M	312	GER	Vice Sporting Goods GmbH
Pole 1: Vice with bear logo in green Seam 1: Never Miss in white in green line <u>view image here</u>	white	3P-2c	L-H	318	GER	Vice Sporting Goods GmbH
Pole 1: Volvik Seam 1: (arrow) ■ Vivid Soft ■ (arrow) with slashed ribbon ▲ slashed ribbon above and below <u>view image here</u>	green	3P-1c	L-M	332	KOR	Volvik Inc.
Pole 1: Volvik Seam 1: (arrow) Condor (arrow) <u>view image here</u>	white	3P-2c	L-H	336	KOR	Volvik Inc.
Pole 1: Volvik Seam 1: (arrow) Condor S3 (arrow) in red with S3 double underlined in red with line above and below <u>view image here</u>	white	3P-2c	L-H	322	KOR	Volvik Inc.
Pole 1: Volvik Seam 1: (arrow) Condor S3 (arrow) in red with S3 double underlined in red with line above and below <u>view image here</u>	yellow	3P-2c	L-H	322	KOR	Volvik Inc.
Pole 1: Volvik Seam 1: (arrow) Condor S4 (arrow) in blue with S4 double underlined in blue with line above and below <u>view image here</u>	white	4P-2c	L-H	322	KOR	Volvik Inc.
Pole 1: Volvik Seam 1: (arrow) CondorX (arrow) <u>view image here</u>	white	4P-3c	L-H	336	KOR	Volvik Inc.
Pole 1: Volvik Seam 1: (arrow) Crystal Soft (arrow) with slashed ribbon ▲ slashed ribbon above and below <u>view image here</u>	white	3P-1c	L-M	322	KOR	Volvik Inc.
Pole 1: Volvik Seam 1: (arrow) Crystal Soft (arrow) with slashed ribbon ▲ slashed ribbon above and below <u>view image here</u>	yellow	3P-1c	L-M	322	KOR	Volvik Inc.
Pole 1: Volvik Seam 1: (arrow) Crystal Soft (arrow) with slashed ribbon ▲ slashed ribbon above and below <u>view image here</u>	orange	3P-1c	L-M	322	KOR	Volvik Inc.
Pole 1: Volvik Seam 1: (arrow) Crystal Soft (arrow) with slashed ribbon ▲ slashed ribbon above and below <u>view image here</u>	pink	3P-1c	L-M	322	KOR	Volvik Inc.

Effective - 2/4/2026 Thru 3/3/2026

<u>Pole /Seam Marking</u>	<u>Color</u>	<u>Construction</u>	<u>Spin Rating</u>	<u>Dimples</u>	<u>Country</u>	<u>Manufacturer</u>
Pole 1: Volvik Seam 1: (arrow) Crystal Soft (arrow) with slashed ribbon ▲ slashed ribbon above and below <u>view image here</u>	green	3P-1c	I-M	322	KOR	Volvik Inc.
Pole 1: Volvik Seam 1: (arrow) Crystal Soft (arrow) with slashed ribbon ▲ slashed ribbon above and below <u>view image here</u>	red	3P-1c	I-M	322	KOR	Volvik Inc.
Pole 1: Volvik Seam 1: (arrow) Power(lightning bolt)Soft (arrow) with (arrows) in white <u>view image here</u>	white	2P-1c	I-M	332	KOR	Volvik Inc.
Pole 1: Volvik Seam 1: (arrow) Power(lightning)Soft (arrow) with (arrows) in green <u>view image here</u>	green	2P-1c	I-M	332	KOR	Volvik Inc.
Pole 1: Volvik Seam 1: (arrow) Power(lightning)Soft (arrow) with (arrows) in orange <u>view image here</u>	orange	2P-1c	I-M	332	KOR	Volvik Inc.
Pole 1: Volvik Seam 1: (arrow) Power(lightning)Soft (arrow) with (arrows) in red <u>view image here</u>	red	2P-1c	I-M	332	KOR	Volvik Inc.
Pole 1: Volvik Seam 1: (arrow) Power(lightning)Soft (arrow) with (arrows) in yellow <u>view image here</u>	yellow	2P-1c	I-M	332	KOR	Volvik Inc.
Pole 1: Volvik Seam 1: (arrow) Radiance (arrow) <u>view image here</u>	yellow	2P-1c	I-M	332	KOR	Volvik Inc.
Pole 1: Volvik Seam 1: (arrow) Radiance (arrow) <u>view image here</u>	orange	2P-1c	I-M	332	KOR	Volvik Inc.
Pole 1: Volvik Seam 1: (arrow) Radiance (arrow) <u>view image here</u>	pink	2P-1c	I-M	332	KOR	Volvik Inc.
Pole 1: Volvik Seam 1: (arrow) Radiance (arrow) <u>view image here</u>	green	2P-1c	I-M	332	KOR	Volvik Inc.
Pole 1: Volvik Seam 1: (arrow) Radiance (arrow) <u>view image here</u>	white	2P-1c	I-M	332	KOR	Volvik Inc.
Pole 1: Volvik Seam 1: (arrow) UR3 Tour Soft (arrow) with double ended arrow above and below <u>view image here</u>	white	3P-2c	I-H	332	KOR	Volvik Inc.
Pole 1: Volvik Seam 1: (arrow) Vimat (arrow) <u>view image here</u>	white	2P-1c	I-M	332	KOR	Volvik Inc.
Pole 1: Volvik Seam 1: (arrow) Vimat (arrow) <u>view image here</u>	orange	2P-1c	I-M	332	KOR	Volvik Inc.
Pole 1: Volvik Seam 1: (arrow) Vimat (arrow) <u>view image here</u>	pink	2P-1c	I-M	332	KOR	Volvik Inc.

Effective - 2/4/2026 Thru 3/3/2026

<u>Pole /Seam Marking</u>	<u>Color</u>	<u>Construction</u>	<u>Spin Rating</u>	<u>Dimples</u>	<u>Country</u>	<u>Manufacturer</u>
Pole 1: Volvik Seam 1: (arrow) Vimat (arrow) <u>view image here</u>	green	2P-1c	I-M	332	KOR	Volvik Inc.
Pole 1: Volvik Seam 1: (arrow) Vimat (arrow) <u>view image here</u>	red	2P-1c	I-M	332	KOR	Volvik Inc.
Pole 1: Volvik Seam 1: (arrow) Vimat (arrow) <u>view image here</u>	yellow	2P-1c	I-M	332	KOR	Volvik Inc.
Pole 1: Volvik Seam 1: (arrow) Vivid Soft (arrow) with slashed ribbon ▲ slashed ribbon above and below <u>view image here</u>	white	3P-1c	I-M	322	KOR	Volvik Inc.
Pole 1: Volvik Seam 1: (arrow) Vivid Soft (arrow) with slashed ribbon ▲ slashed ribbon above and below <u>view image here</u>	yellow	3P-1c	I-M	322	KOR	Volvik Inc.
Pole 1: Volvik Seam 1: (arrow) Vivid Soft (arrow) with slashed ribbon ▲ slashed ribbon above and below <u>view image here</u>	orange	3P-1c	I-M	322	KOR	Volvik Inc.
Pole 1: Volvik Seam 1: (arrow) Vivid Soft (arrow) with slashed ribbon ▲ slashed ribbon above and below <u>view image here</u>	pink	3P-1c	I-M	322	KOR	Volvik Inc.
Pole 1: Volvik Seam 1: (arrow) Vivid Soft (arrow) with slashed ribbon ▲ slashed ribbon above and below <u>view image here</u>	blue	3P-1c	I-M	332	KOR	Volvik Inc.
Pole 1: Volvik Seam 1: (arrow) Vivid Soft (arrow) with slashed ribbon ▲ slashed ribbon above and below <u>view image here</u>	red	3P-1c	I-M	322	KOR	Volvik Inc.
Pole 1: Volvik Seam 1: (arrow) VST (arrow) with line above and below <u>view image here</u>	white	2P-1c	I-M	332	KOR	Volvik Inc.
Pole 1: Volvik Seam 1: (arrow) VST (arrow) with line above and below <u>view image here</u>	yellow	2P-1c	I-M	332	KOR	Volvik Inc.
Pole 1: Volvik Seam 1: (arrows) CONDOR (arrows) with arrows in black/yellow <u>view image here</u>	yellow	3P-2c	I-H	336	KOR	Volvik Inc.
Pole 1: Volvik Seam 1: (arrows) CONDOR x (arrows) with arrows in black/green <u>view image here</u>	green	4P-3c	I-H	336	KOR	Volvik Inc.
Pole 1: Volvik Seam 1: <<<<< UR3 Smart Track >>>>> in double ended arrow in white with black outline with ◀ in white with black outline <u>view image here</u>	white	3P-2c	I-H	342	KOR	Volvik Inc.
Pole 1: Volvik Seam 1: <<<<< UR3 Smart Track >>>>> in double ended arrow in yellow with black outline with ◀ in yellow with black outline <u>view image here</u>	yellow	3P-2c	I-H	342	KOR	Volvik Inc.

Effective - 2/4/2026 Thru 3/3/2026

<u>Pole /Seam Marking</u>	<u>Color</u>	<u>Construction</u>	<u>Spin Rating</u>	<u>Dimples</u>	<u>Country</u>	<u>Manufacturer</u>
Pole 1: Volvik Seam 1: ◀ ■ Solice ▶ with triangle above and below view image here	gold	3P-1c	L-M	322	KOR	Volvik Inc.
Pole 1: Volvik (arrow) (player number) (arrow) AXIA (arrow) (player number) (arrow) in silver band view image here	white	3P-1c	L-H	366	KOR	Volvik Inc.
Pole 1: Volvik (player number) (split line) Axia (split line) in white in band with slashed ribbon and split line above and below in various colours view image here	white	3P-1c	L-M	322	KOR	Volvik Inc.
Pole 1: Volvik Axia Seam 1: (long arrow) ◆ (long arrow) with double ended arrow above and below in red/white view image here	white	3P-1c	L-H	366	KOR	Volvik Inc.
Pole 1: Volvik Combi view image here	yellow/orange	3P-1c	L-M	322	KOR	Volvik Inc.
Pole 1: Volvik Combi view image here	yellow/pink	3P-1c	L-M	322	KOR	Volvik Inc.
Pole 1: Volvik Combi view image here	yellow/green	3P-1c	L-M	322	KOR	Volvik Inc.
Pole 1: Volvik Combi view image here	yellow/blue	3P-1c	L-M	322	KOR	Volvik Inc.
Pole 1: Volvik Vivid Seam 1: (arrow) Lumina (arrow) with double line above and below view image here	yellow	3P-1c	L-M	322	KOR	Volvik Inc.
Pole 1: Volvik Vivid Seam 1: (arrow) Lumina (arrow) with double line above and below view image here	orange	3P-1c	L-M	322	KOR	Volvik Inc.
Pole 1: Volvik Vivid Seam 1: (arrow) Lumina (arrow) with double line above and below view image here	green	3P-1c	L-M	322	KOR	Volvik Inc.
Pole 1: Volvik Vivid Seam 1: (arrow) Lumina (arrow) with double line above and below view image here	blue	3P-1c	L-M	322	KOR	Volvik Inc.
Pole 1: Volvik Vivid Seam 1: (arrow) Twilight (arrow) with double line above and below view image here	yellow	3P-1c	L-M	322	KOR	Volvik Inc.
Pole 1: Volvik Vivid Seam 1: (arrow) Twilight (arrow) with double line above and below view image here	orange	3P-1c	L-M	322	KOR	Volvik Inc.
Pole 1: Volvik Vivid Seam 1: (long arrow)(● with above and below)(long arrow) with double line above and below view image here	white	3P-1c	L-M	322	KOR	Volvik Inc.
Pole 1: Volvik Vivid Seam 1: (long arrow)(● with above and below)(long arrow) with double line above and below view image here	yellow	3P-1c	L-M	322	KOR	Volvik Inc.
Pole 1: Volvik Vivid Seam 1: (long arrow)(● with above and below)(long arrow) with double line above and below view image here	orange	3P-1c	L-M	322	KOR	Volvik Inc.

Effective - 2/4/2026 Thru 3/3/2026

<u>Pole /Seam Marking</u>	<u>Color</u>	<u>Construction</u>	<u>Spin Rating</u>	<u>Dimples</u>	<u>Country</u>	<u>Manufacturer</u>
Pole 1: Volvik Vivid Seam 1: (long arrow)(● with above and below)(long arrow) with double line above and below <u>view image here</u>	pink	3P-1c	L-M	322	KOR	Volvik Inc.
Pole 1: Volvik Vivid Seam 1: (long arrow)(● with above and below)(long arrow) with double line above and below <u>view image here</u>	green	3P-1c	L-M	322	KOR	Volvik Inc.
Pole 1: Volvik Vivid Seam 1: (long arrow)(● with above and below)(long arrow) with double line above and below <u>view image here</u>	red	3P-1c	L-M	322	KOR	Volvik Inc.
Pole 1: W logo with Profile in blue Seam 1: ◀ Distance ▶ <u>view image here</u>	white	2P-1c	L-L	432	USA	Wilson Sporting Goods
Pole 1: W/S shield in blue/black with WS in white Seam 1: (round arrow)(oval) Px3 Soft (oval)(round arrow) <u>view image here</u>	white	2P-1c	L-L	302	USA	Wilson Sporting Goods Co.
Pole 1: W/S shield in red/black with WS in white Seam 1: (round arrow)(oval) Px3 Soft (oval)(round arrow) <u>view image here</u>	white	2P-1c	L-L	302	USA	Wilson Sporting Goods Co.
Pole 1: Wilson Seam 1: (arrow) Titanium (arrow) <u>view image here</u>	white	2P-1c	L-L	432	USA	Wilson Sporting Goods
Pole 1: Wilson Seam 1: (long arrow) Titanium (long arrow) <u>view image here</u>	white	2P-1c	L-L	432	USA	Wilson Sporting Goods
Pole 1: Wilson Seam 1: << DX2 >> <u>view image here</u>	white	2P-1c	L-M	302	USA	Wilson Sporting Goods
Pole 1: Wilson Seam 1: alignment line <u>view image here</u>	white	2P-1c	L-L	432	USA	Wilson Sporting Goods
Pole 1: Wilson Seam 1: Boost in white in split blue line <u>view image here</u>	white	2P-1c	L-L	432	USA	Wilson Sporting Goods
Pole 1: Wilson Seam 1: Fifty Elite in green in split black line <u>view image here</u>	green	2P-1c	M-M	302	USA	Wilson Sporting Goods
Pole 1: Wilson Seam 1: Fifty Elite in orange in split black line <u>view image here</u>	orange	2P-1c	M-M	302	USA	Wilson Sporting Goods
Pole 1: Wilson Seam 1: Fifty Elite in pink in split black line <u>view image here</u>	pink	2P-1c	M-M	302	USA	Wilson Sporting Goods
Pole 1: Wilson Seam 1: Fifty Elite in red in split black line <u>view image here</u>	red	2P-1c	M-M	302	USA	Wilson Sporting Goods
Pole 1: Wilson Seam 1: Fifty Elite in white in split black line <u>view image here</u>	white	2P-1c	M-M	302	USA	Wilson Sporting Goods

Effective - 2/4/2026 Thru 3/3/2026

<u>Pole /Seam Marking</u>	<u>Color</u>	<u>Construction</u>	<u>Spin Rating</u>	<u>Dimples</u>	<u>Country</u>	<u>Manufacturer</u>
Pole 1: Wilson Seam 1: Fifty Elite in yellow in split black line <u>view image here</u>	yellow	2P-1c	M-M	302	USA	Wilson Sporting Goods
Pole 1: Wilson Seam 1: Tour Velocity in white in split blue line <u>view image here</u>	white	2P-1c	M-M	400	USA	Wilson Sporting Goods
Pole 1: Wilson Seam 1: Tour Velocity in white in split orange line <u>view image here</u>	white	2P-1c	M-M	400	USA	Wilson Sporting Goods
Pole 1: Wilson and bear logo in blue Seam 1: Wilson Bear with line above and below in blue with blue/yellow flag <u>view image here</u>	yellow	2P-1c	L-L	392	USA	Wilson Sporting Goods Co.
Pole 1: Wilson and bear logo in navy Seam 1: Wilson Bear with line above and below in navy with navy/pink flag <u>view image here</u>	pink	2P-1c	L-L	392	USA	Wilson Sporting Goods Co.
Pole 1: Wilson and bear logo in purple Seam 1: Wilson Bear with line above and below in purple with purple/white flag <u>view image here</u>	white	2P-1c	L-L	392	USA	Wilson Sporting Goods Co.
Pole 1: Wilson and symbol with red dot Seam 1: ◀ Smart-Core ▶ <u>view image here</u>	white	2P-1c	L-L	432	USA	Wilson Sporting Goods
Pole 1: Wilson Staff Seam 1: (long arrow) ZIP (long arrow) <u>view image here</u>	white	2P-1c	L-L	302	USA	Wilson Sporting Goods
Pole 1: Wilson Staff with WS in white, shield in red/black Seam 1: << DX2 Soft >> <u>view image here</u>	white	2P-1c	L-M	302	USA	Wilson Sporting Goods
Pole 1: Wilson with shield in green / in black Seam 1: << Duo Soft >> <u>view image here</u>	green	2P-1c	L-L	302	USA	Wilson Sporting Goods
Pole 1: Wilson with shield in orange / in black Seam 1: << Duo Soft >> <u>view image here</u>	orange	2P-1c	L-L	302	USA	Wilson Sporting Goods
Pole 1: Wilson with shield in pink / in black Seam 1: << Duo Soft >> <u>view image here</u>	pink	2P-1c	L-L	302	USA	Wilson Sporting Goods
Pole 1: Wilson with shield in red / in black Seam 1: << Duo Soft >> <u>view image here</u>	red	2P-1c	L-L	302	USA	Wilson Sporting Goods
Pole 1: Wilson with shield in white / in black Seam 1: (arrow) Staff Model (arrow) w/360 alignment lines above and below in various colors <u>view image here</u>	white	4P-3c	M-H	362	USA	Wilson Sporting Goods
Pole 1: Wilson with shield in white / in black Seam 1: (arrow) Staff Model X (arrow) w/360 alignment lines above and below in various colors <u>view image here</u>	white	4P-3c	M-H	362	USA	Wilson Sporting Goods

Effective - 2/4/2026 Thru 3/3/2026

<u>Pole /Seam Marking</u>	<u>Color</u>	<u>Construction</u>	<u>Spin Rating</u>	<u>Dimples</u>	<u>Country</u>	<u>Manufacturer</u>
Pole 1: Wilson with shield in white / in black Seam 1: << Duo Soft >> in green with 360 alignment lines above and below in various colors <u>view image here</u>	white	2P-1c	L-L	302	USA	Wilson Sporting Goods
Pole 1: Wilson with shield in white / in black Seam 1: << Duo Soft >> with 360 alignment lines above and below in various colors <u>view image here</u>	white	2P-1c	L-L	302	USA	Wilson Sporting Goods
Pole 1: Wilson with shield in white / in black Seam 1: << Duo Soft >> <u>view image here</u>	white	2P-1c	L-L	302	USA	Wilson Sporting Goods
Pole 1: Wilson with shield in white / in black Seam 1: Staff Model in white in split black line <u>view image here</u>	white	4P-3c	M-H	362	USA	Wilson Sporting Goods
Pole 1: Wilson with shield in white / in black Seam 1: Staff Model with line above and below <u>view image here</u>	white	4P-3c	M-H	362	USA	Wilson Sporting Goods
Pole 1: Wilson with shield in white / in black Seam 1: Staff Model X in white in split black line <u>view image here</u>	white	4P-3c	M-H	362	USA	Wilson Sporting Goods
Pole 1: Wilson with shield in white / in black Seam 1: Staff Model X with line above and below <u>view image here</u>	white	4P-3c	H-H	362	USA	Wilson Sporting Goods
Pole 1: Wilson with shield in white / in black Seam 1: ◀ Triad ▶ with ◀ ▶ in red and black line above and below <u>view image here</u>	white	3P-2c	M-H	362	USA	Wilson Sporting Goods
Pole 1: Wilson with shield in yellow / in black Seam 1: << Duo Soft >> <u>view image here</u>	yellow	2P-1c	L-L	302	USA	Wilson Sporting Goods
Pole 1: Wilson with shield in yellow / in black Seam 1: Staff Model in yellow in split black line <u>view image here</u>	yellow	4P-3c	M-H	362	USA	Wilson Sporting Goods
Pole 1: Wilson with shield in yellow / in black Seam 1: Staff Model with line above and below <u>view image here</u>	yellow	4P-3c	M-H	362	USA	Wilson Sporting Goods
Pole 1: Wilson with shield in yellow / in black Seam 1: Staff Model X in yellow in split black line <u>view image here</u>	yellow	4P-3c	M-H	362	USA	Wilson Sporting Goods
Pole 1: Wilson with shield in yellow / in black Seam 1: Staff Model X with line above and below <u>view image here</u>	yellow	4P-3c	M-H	362	USA	Wilson Sporting Goods
Pole 1: Wilson with shield in yellow / in black Seam 1: ◀ Triad ▶ with ◀ ▶ in red and black line above and below <u>view image here</u>	yellow	3P-2c	M-H	362	USA	Wilson Sporting Goods
Pole 1: Wilson with W/S shield in black/white Seam 1: <<< Triad >>> with Triad in box and arrows in black/dark gray/light gray <u>view image here</u>	white	3P-2c	M-H	362	USA	Wilson Sporting Goods
Pole 1: Wilson with W/S shield in black/yellow Seam 1: <<< Triad >>> with Triad in yellow box and arrows in black/dark gray/light gray <u>view image here</u>	yellow	3P-2c	M-H	362	USA	Wilson Sporting Goods

Effective - 2/4/2026 Thru 3/3/2026

<u>Pole /Seam Marking</u>	<u>Color</u>	<u>Construction</u>	<u>Spin Rating</u>	<u>Dimples</u>	<u>Country</u>	<u>Manufacturer</u>
Pole 1: Wilson with W/S shield in pink W/S in black Seam 1: << Duo Soft >> with Duo Soft in pink box view image here	pink	2P-1c	L-L	302	USA	Wilson Sporting Goods
Pole 1: Wilson with W/S shield in red W/S in black Seam 1: << Duo Soft >> with Duo Soft in red box view image here	red	2P-1c	L-L	302	USA	Wilson Sporting Goods
Pole 1: Works Golf with symbol Pole 2: kanji wording of hisho Seam 1: <<Yellow Label>> in white in arrow with line and vertical split line above and below view image here	white	2P-1c	M-M	338	JPN	T&D Co., Ltd
Pole 1: Works Golf with symbol Pole 2: kanji wording of hisho Seam 1: <<Yellow Label>> in yellow in arrow with line and vertical split line above and below view image here	yellow	2P-1c	M-M	338	JPN	T&D Co., Ltd
Pole 1: Wright and Ditson Seam 1: ◀W→D-◀◀◀ view image here	white	4P-1c	L-L	350	USA	Wright & Ditson
Pole 1: X logo with white < outlined in black Seam 1: <<< (double ended arrow) >>> with Target logo with blue ● view image here	white	3P-1c	L-L	338	JPN	Sumitomo Rubber Industries, Ltd.
Pole 1: X logo with white < outlined in gold Seam 1: <<< ◊ >>> in black line with ◀▶ in white ◊ in gold and black arrow above and below view image here	white	3P-1c	L-L	338	JPN	Sumitomo Rubber Industries, Ltd.
Pole 1: XXIO Hyper RD in brown with orange < Seam 1: <<< ◊ >>> in brown/orange with ◻◻◻◻ / \ ◻◻◻◻ above and below in brown view image here	orange	3P-1c	L-L	362	JPN	Sumitomo Rubber Industries, Ltd.
Pole 1: XXIO Hyper RD in gold with < outlined in gold Seam 1: <<< ◊ >>> in gold/white with ◊ in gold with ◻◻◻◻ / \ ◻◻◻◻ above and below in gold/white view image here	white	3P-1c	L-L	362	JPN	Sumitomo Rubber Industries, Ltd.
Pole 1: XXIO Hyper RD in metallic black with green < Seam 1: <<< ◊ >>> in metallic black/green with ◊ in metallic black/green with ◻◻◻◻ / \ ◻◻◻◻ above and below in metallic black view image here	green	3P-1c	L-L	362	JPN	Sumitomo Rubber Industries, Ltd.
Pole 1: XXIO Hyper RD in navy with < outlined in gold Seam 1: <<< ◊ >>> in navy/white with ◊ in navy/gold with ◻◻◻◻ / \ ◻◻◻◻ above and below in navy/white view image here	white	3P-1c	L-L	362	JPN	Sumitomo Rubber Industries, Ltd.
Pole 1: XXIO Hyper RD in pink with < outlined in pink Seam 1: <<< ◊ >>> in pink/white with ◊ in pink with ◻◻◻◻ / \ ◻◻◻◻ above and below in pink/white view image here	white	3P-1c	L-L	362	JPN	Sumitomo Rubber Industries, Ltd.
Pole 1: XXIO Hyper RD in white with pink < Seam 1: <<< ◊ >>> in pink/white with ◊ in pink/white with ◻◻◻◻ / \ ◻◻◻◻ above and below in white view image here	pink	3P-1c	L-L	362	JPN	Sumitomo Rubber Industries, Ltd.
Pole 1: XXIO in brown with orange < Rebound Drive II in brown Seam 1: <<< (double ended arrow) >>> with Target logo in brown with orange ● view image here	orange	3P-1c	L-L	338	JPN	Sumitomo Rubber Industries, Ltd.

Effective - 2/4/2026 Thru 3/3/2026

<u>Pole /Seam Marking</u>	<u>Color</u>	<u>Construction</u>	<u>Spin Rating</u>	<u>Dimples</u>	<u>Country</u>	<u>Manufacturer</u>
Pole 1: XXIO in metallic black with green < Rebound Drive II in metallic black Seam 1: <<< (double ended arrow) >>> with Target logo in metallic black with green • view image here	green	3P-1c	L-L	338	JPN	Sumitomo Rubber Industries, Ltd.
Pole 1: XXIO in navy with gold < Rebound Drive II in navy with II in gold Seam 1: <<< (double ended arrow) >>> with Target logo in navy with gold • view image here	white	3P-1c	L-L	338	JPN	Sumitomo Rubber Industries, Ltd.
Pole 1: XXIO in navy with gold < Rebound Drive in navy Seam 1: < < < ◇ >>> in navy line with < > in white ◇ in gold and navy arrow above and below view image here	white	3P-1c	L-L	338	JPN	Sumitomo Rubber Industries, Ltd.
Pole 1: XXIO in pink with white < Rebound Drive II in pink Seam 1: <<< (double ended arrow) >>> with Target logo in pink view image here	white	3P-1c	L-L	338	JPN	Sumitomo Rubber Industries, Ltd.
Pole 1: XXIO in white with pink < Rebound Drive II in white Seam 1: <<< (double ended arrow) >>> with Target logo in white with pink • view image here	pink	3P-1c	L-L	338	JPN	Sumitomo Rubber Industries, Ltd.
Pole 1: XXIO Premium in gold Seam 1: Premium Feel in arrow with vertical line above and below in gold view image here	white	3P-1c	L-L	338	JPN	Sumitomo Rubber Industries, Ltd.
Pole 1: XXIO Premium in gold with red < Seam 1: ♦> Premium Feel <♦> in gold view image here	red	3P-1c	L-L	338	JPN	Sumitomo Rubber Industries, Ltd.
Pole 1: XXIO Premium in gold with white < Seam 1: Premium Feel with long double ended arrow and vertical line above and below in gold view image here	white	3P-1c	L-L	338	JPN	Sumitomo Rubber Industries, Ltd.
Pole 1: XXIO Premium in red with white < Seam 1: Premium Feel with long double ended arrow and vertical line above and below in red view image here	white	3P-1c	L-L	338	JPN	Sumitomo Rubber Industries, Ltd.
Pole 1: XXIO Premium with gray < Seam 1: Premium Feel in arrow with vertical line above and below view image here	white	3P-1c	L-L	338	JPN	Sumitomo Rubber Industries, Ltd.
Pole 1: XXIO Rebound Drive II in gold Seam 1: <<< (double ended arrow) >>> with Target logo in gold view image here	white	3P-1c	L-L	338	JPN	Sumitomo Rubber Industries, Ltd.
Pole 1: XXIO Rebound Drive in Brown Seam 1: < < < ◇ >>> in orange in brown line with brown arrow above and below view image here	orange	3P-1c	L-L	338	JPN	Sumitomo Rubber Industries, Ltd.
Pole 1: XXIO Rebound Drive in Gold Seam 1: < < < ◇ >>> in gold line with < > in white ◇ in gold and gold arrow above and below view image here	white	3P-1c	L-L	338	JPN	Sumitomo Rubber Industries, Ltd.
Pole 1: XXIO Rebound Drive in Metallic Black Seam 1: < < < ◇ >>> in green in metallic black line with metallic black arrow above and below view image here	green	3P-1c	L-L	338	JPN	Sumitomo Rubber Industries, Ltd.

Effective - 2/4/2026 Thru 3/3/2026

Pole /Seam Marking

Pole 1: XXIO Rebound Drive in Pink

Seam 1: ◀◀◀◊▶▶▶ in pink line with ◀▶ in white ◊ in pink and pink arrow above and below

[view image here](#)

Pole 1: XXIO Rebound Drive in white

Seam 1: ◀◀◀◊▶▶▶ in pink in white line with white arrow above and below.

[view image here](#)

Pole 1: Z3 Soft

Seam 1: cross with dot in centre and horizontal lines

[view image here](#)

<u>Color</u>	<u>Construction</u>	<u>Spin Rating</u>	<u>Dimples</u>	<u>Country</u>	<u>Manufacturer</u>
white	3P-1c	L-L	338	JPN	Sumitomo Rubber Industries, Ltd.
pink	3P-1c	L-L	338	JPN	Sumitomo Rubber Industries, Ltd.
white	3P-1c	H-H	332	JPN	Golf Live Co. Ltd.